
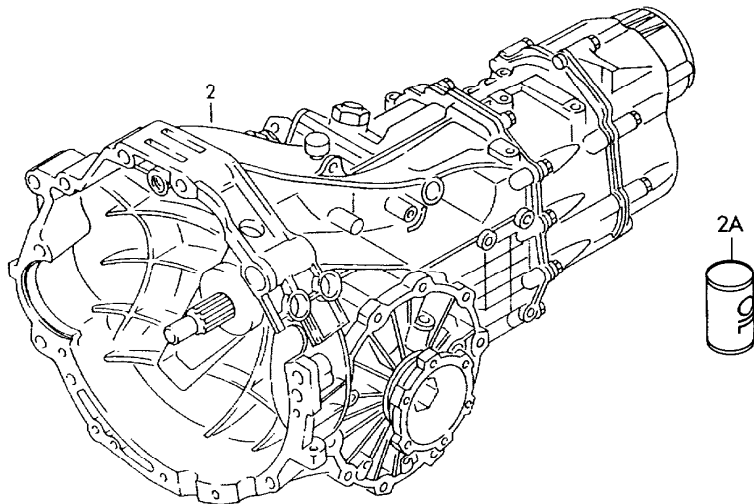
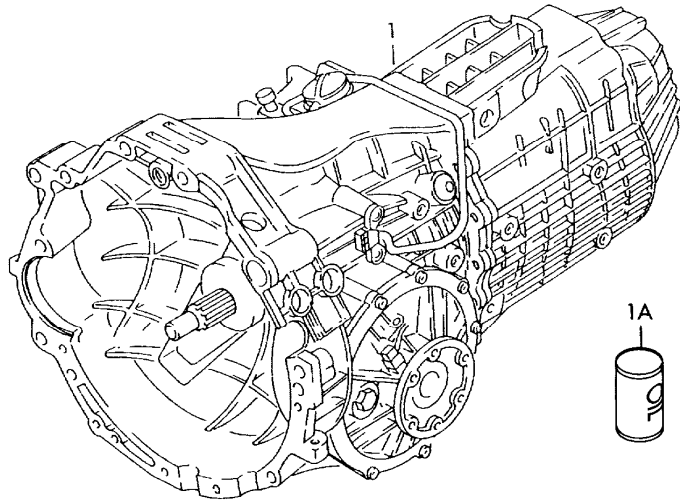

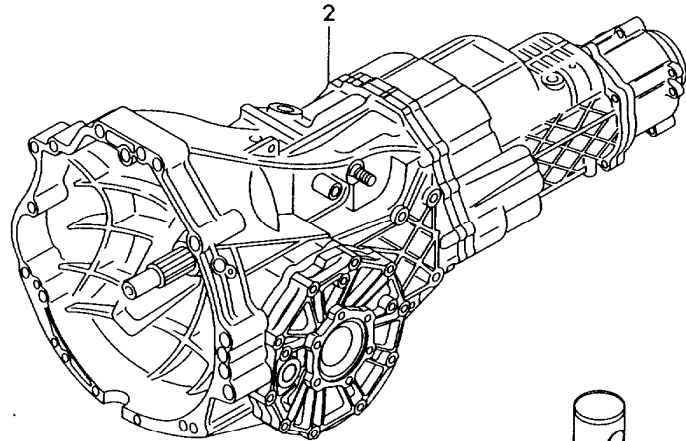
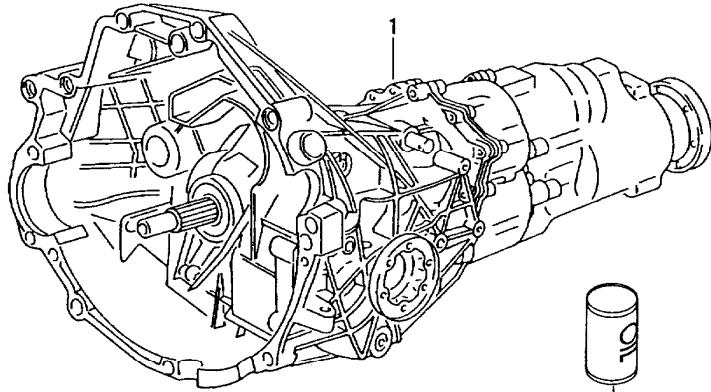


Model	Year	MG	SG	Illustration	Restrictions	UPD	20:56	11.12.2006		ETKA
PA	2005	3	00	300-10		597	USA			




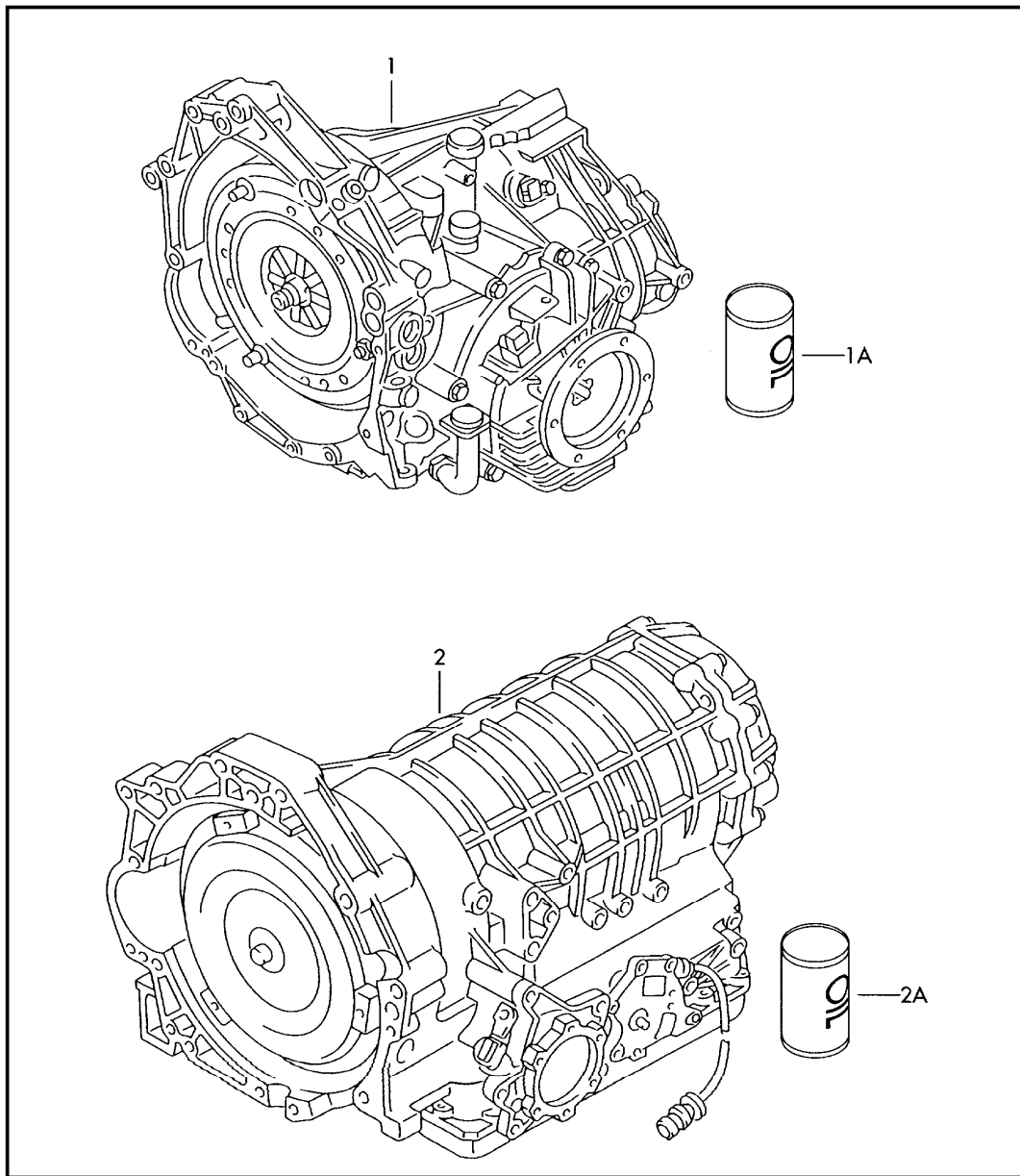
Pos	Part Number	Name	Remarks	Qty	Model
		5 speed manual transmission			
(1)	#012 300 058 QX	5 speed manual transmission	37/10	1	EZG
(1)	>012 300 061 S	5 speed manual transmission	37/10	1	GFY,EZG
(1)	#012 300 061 SX	5 speed manual transmission	37/10	1	GFY
(1)	#012 300 054 JX	5 speed manual transmission	37/10	1	DVZ
(1)	>012 300 061 G	5 speed manual transmission	37/10	1	GFN,DVZ
(1)	#012 300 061 GX	5 speed manual transmission	37/10	1	GFN
1A	G 052 911 A1	transmission oil	0.5ltr.	X	
		charge level:	2,25ltr.	1	EZG,DVZ,GFY,
		alternatively:	G 052 911 A2	X	GFN
		see workshop manual			
(1A)	G 052 911 A2	transmission oil	1,0ltr.	X	
		for manual transmission			

Model	Year	MG	SG	Illustration	Restrictions	UPD	20:56	11.12.2006		ETKA
PA	2005	3	00	300-20		597	USA			




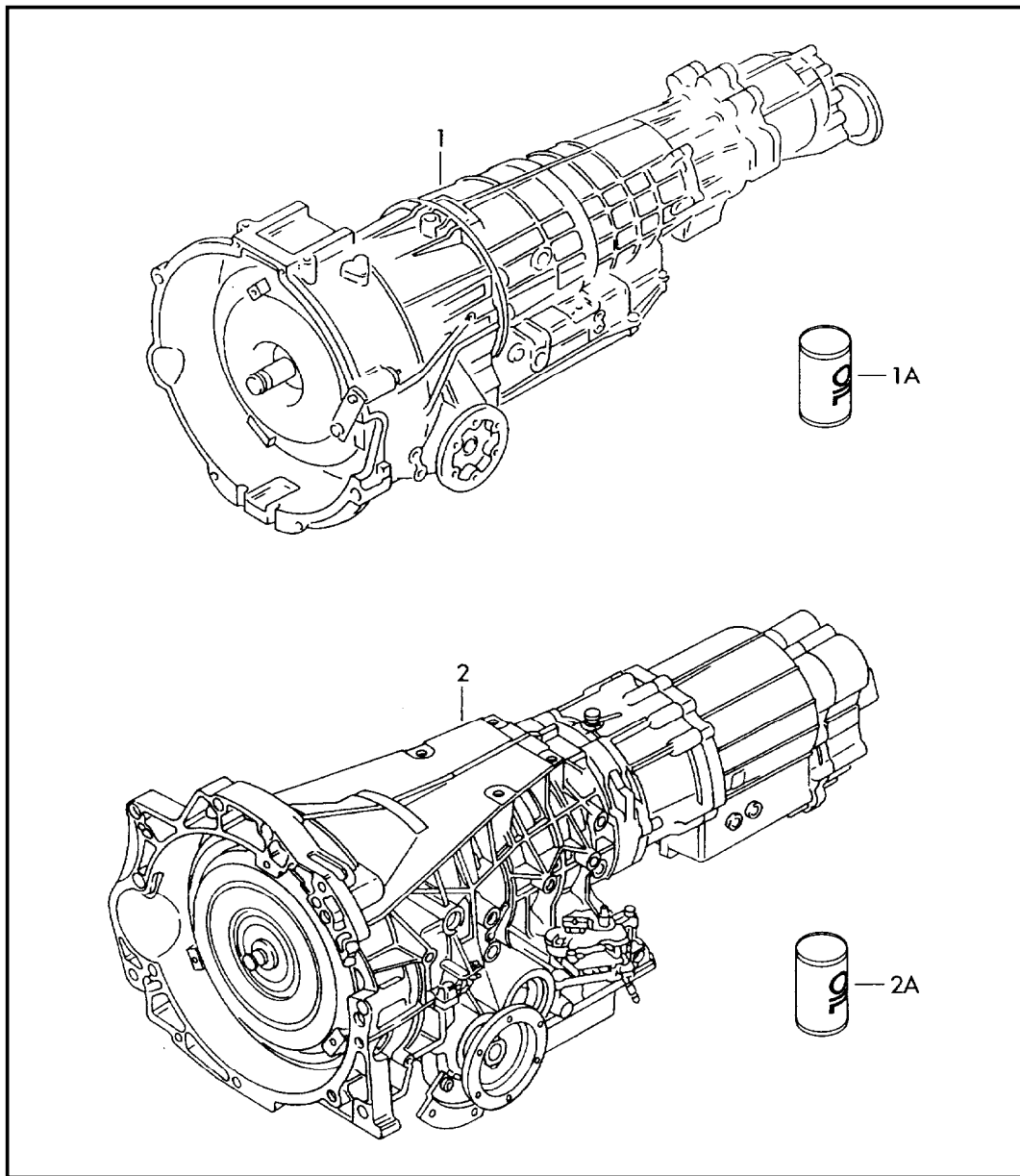
Pos	Part Number	Name	Remarks	Qty	Model
		5 speed manual transmission with transfer box and torsen differential for 4 wheel drive			
(1)	>01A 300 047 N	5 speed manual transmission with transfer box and torsen differential	35/9	1	GGH
(1)	#01A 300 047 NX	5 speed manual transmission with transfer box and torsen differential	35/9	1	
1A	G 052 911 A1	transmission oil	0.5ltr. charge level: 2,75ltr.	X 1	GGH
		alternatively: see workshop manual	G 052 911 A2	X	
		6 speed manual gearbox with transfer box and torsen differential			
(1)	>01E 300 047 R	6 speed manual gearbox with transfer box and torsen differential	37/9	1	FRR
(1)	#01E 300 047 RX	6 speed manual gearbox with transfer box and torsen differential	37/9	1	FRR
1A	G 052 911 A1	transmission oil	0.5ltr. charge level: 3.4ltr.	X 1	FRR
		alternatively: see workshop manual	G 052 911 A2	X	
-	G 052 911 A2	transmission oil	1,0ltr.	X	

Model	Year	MG	SG	Illustration	Restrictions	UPD	20:57	11.12.2006		ETKA
PA	2005	3	00	300-50		597	USA			




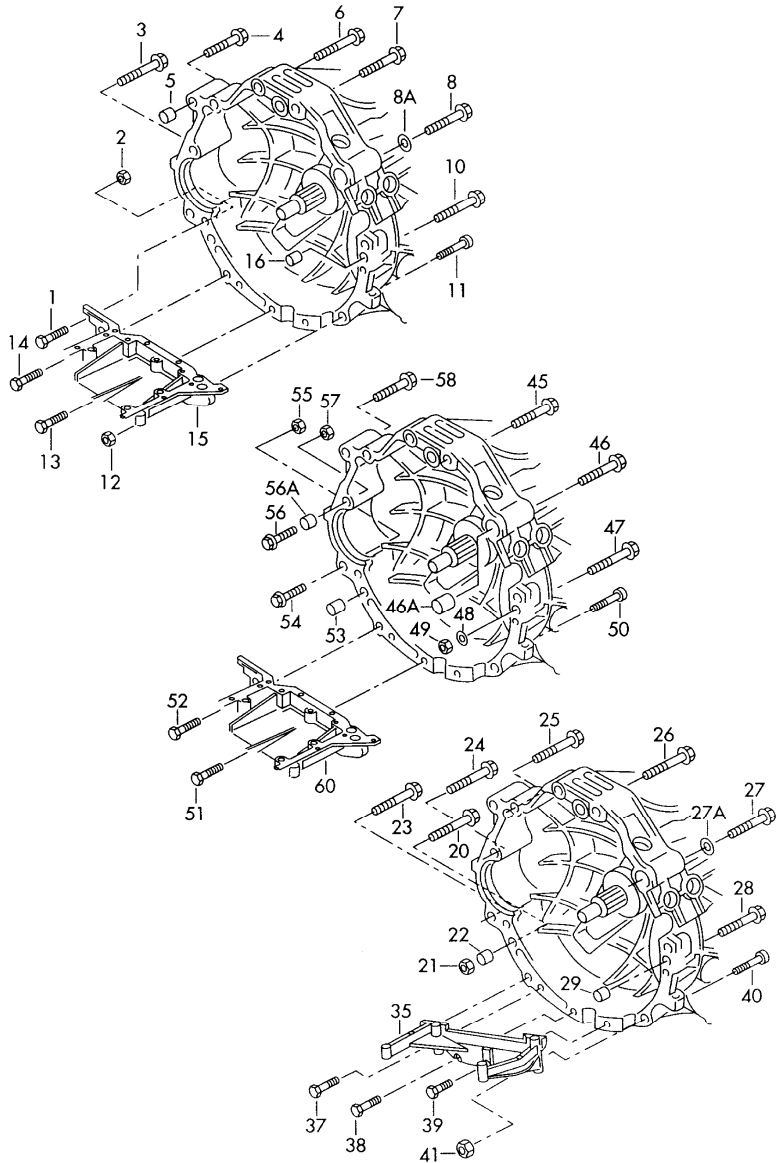
Pos	Part Number	Name	Remarks	Qty	Model
		5 speed automatic transmission			EZS, EZZ, GMR
(2)	>01V 300 048 G	5 speed automatic transmission	34/11	1	EZS
(2)	#01V 300 048 GX	5 speed automatic transmission	34/11	1	EZS
(2)	>01V 300 048 P	5 speed automatic transmission	34/11	1	EZZ
(2)	#01V 300 048 PX	5 speed automatic transmission	34/11	1	EZZ
(2)	>01V 300 053 B	5 speed automatic transmission	34/11	1	GMR
(2)	#01V 300 053 BX	5 speed automatic transmission	34/11	1	GMR
2A	G 052 162 A2	atf (automatic transm. fluid) for automatic transmission	1,0ltr.	X	
		charge level: alternatively: alternatively:	9,0ltr. G 052 162 A1 G 052 162 A6	1 X X	EZZ, EZS, GMR
-	G 052 162 A1	atf (automatic transm. fluid) for automatic transmission	0.5ltr.	X	
-	G 052 162 A6	atf (automatic transm. fluid) for automatic transmission	20ltr.	X	
(2A)	G 052 145 S2	axle oil for final drive	1,0ltr.	X	
		charge level: alternatively: see workshop manual	0,75ltr G 052 145 A1	1 X	EZS, EZZ
-	G 052 145 A1	axle oil	0.5ltr.	X	

Model	Year	MG	SG	Illustration	Restrictions	UPD	20:57	11.12.2006		ETKA
PA	2005	3	00	300-60		597	USA			




Pos	Part Number	Name	Remarks	Qty	Model
		transmission, complete 5 speed automatic transmission with central differential			FAS,GAK,FAL
(2)	01V 300 049 F	5 speed automatic transmission with central differential	34/11	1	FAL
(2)	#01V 300 049 FX	5 speed automatic transmission with central differential	34/11	1	FAL
(2)	>01V 300 049 M	5 speed automatic transmission with central differential	34/11	1	FAS
(2)	#01V 300 049 MX	5 speed automatic transmission with central differential	34/11	1	FAS
(2)	>01V 300 052 P	5 speed automatic transmission with central differential	35/9	1	GAK
(2)	#01V 300 052 PX	5 speed automatic transmission with central differential	35/9	1	GAK
2A	G 052 162 A2	atf (automatic transm. fluid) for automatic transmission charge level: alternatively: alternatively: see workshop manual	1,0ltr. 9,0ltr. G 052 162 A1 G 052 162 A6	X 1 X X	FAS,GAK,FAL
-	G 052 162 A1	atf (automatic transm. fluid) for automatic transmission	0.5ltr.	X	
-	G 052 162 A6	atf (automatic transm. fluid) for automatic transmission	20ltr.	X	
(2A)	G 052 145 S2	axle oil for front axle differential charge level: alternatively: see workshop manual	1,0ltr. 0,75ltr G 052 145 A1	X 1 X	GAK,FAS,FAL
(2A)	G 052 145 S2	axle oil for transfer box charge level: alternatively: see workshop manual	1,0ltr. 0.8ltr. G 052 145 A1	X 1 X	GAK,FAS,FAL
(-)	G 052 145 A1	axle oil	0.5ltr.	X	


Model	Year	MG	SG	Illustration	Restrictions	UPD	20:57	11.12.2006		ETKA
PA	2005	3	00	300-70		597	USA			

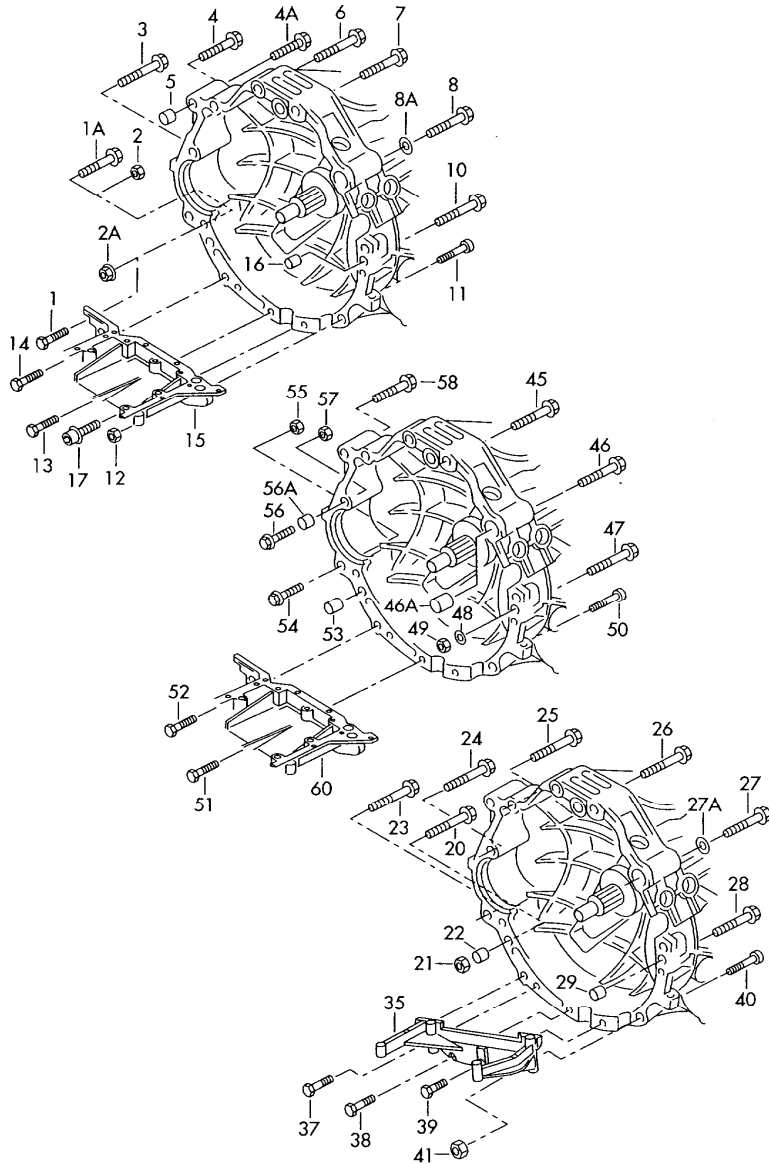


Pos	Part Number	Name	Remarks	Qty	Model
		mounting parts for engine and transmission for manual transmission	6 cylinder		DVZ,GFN
1	N 103 344 01	bolt, hex. hd. with shoulder	M10X135	1	
2	N 102 613 04	hex. nut	M10	1	
3	N 907 672 02	bolt, hex. hd. with shoulder	M12X130	1	
(5)	022 103 139 B	sleeve	16X13,5	1	
6	N 904 954 04	bolt, hex. hd. with shoulder	M12X67	1	
7	N 904 954 04	bolt, hex. hd. with shoulder	M12X67	1	
8	N 904 956 04	bolt, hex. hd. with shoulder	M12X90	1	
8A	N 905 028 03	washer	15X28X3,5	1	
10	N 905 242 02	bolt, hex. hd. with shoulder	M12X75	1	
11	N 906 483 03	bolt, hex. hd. (combi.)	M10X45	1	
13	N 906 483 03	bolt, hex. hd. (combi.)	M10X45	1	
14	N 906 483 03	bolt, hex. hd. (combi.)	M10X45	2	
15		oil sump see illustration:	103-30	1	
		mounting parts for engine and transmission for manual transmission	4 cylinder		EZG,GFY,GGH
20	N 905 505 04	bolt, hex. hd. with shoulder	M12X110X50 1.8/2.0ltr.	1	
(22)	022 103 139 B	sleeve	16X13,5	1	
23	N 904 954 04	bolt, hex. hd. with shoulder	M12X67 1.8/1.9ltr.	1	
24	N 904 956 04	bolt, hex. hd. with shoulder	M12X90	1	
25	N 904 954 04	bolt, hex. hd. with shoulder	M12X67 1.8/1.9ltr.	1	
26	N 904 954 04	bolt, hex. hd. with shoulder	M12X67 1.8/1.9ltr.	1	
27	N 905 505 04	bolt, hex. hd. with shoulder	M12X110X50	1	
28	N 904 956 04	bolt, hex. hd. with shoulder	M12X90 1.8/1.9ltr.	1	


Model	Year	MG	SG	Illustration	Restrictions	UPD	20:57	11.12.2006		ETKA
PA	2005	3	00	300-70		597	USA			

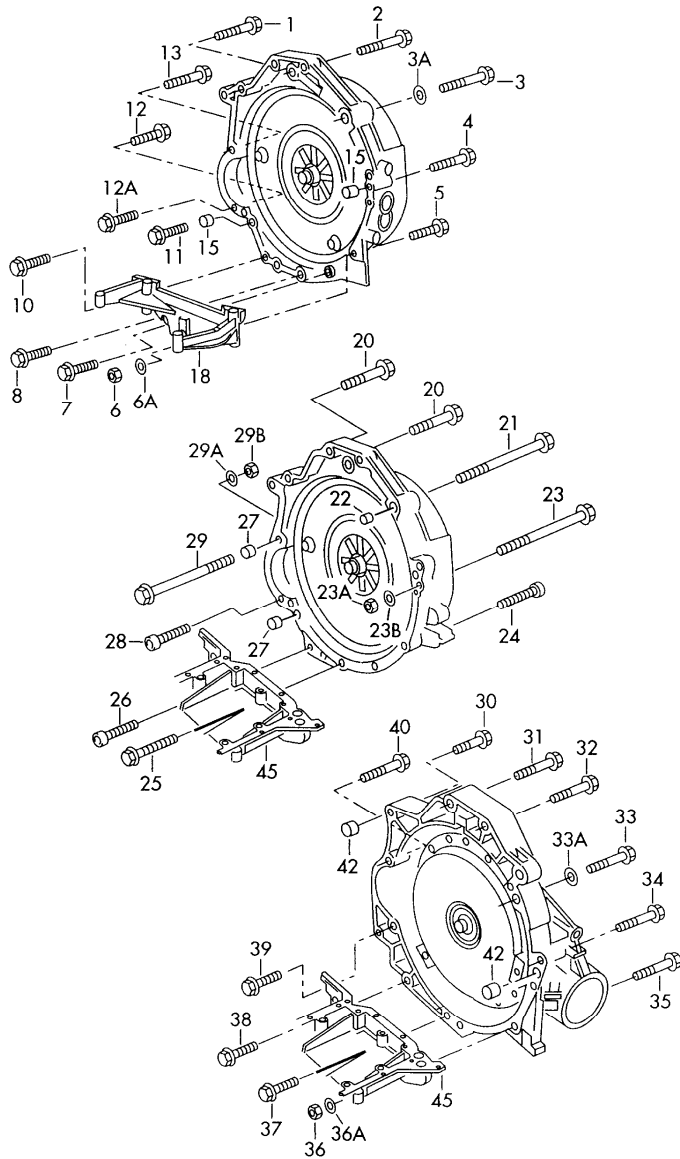
Pos	Part Number	Name	Remarks	Qty	Model	Pos	Part Number	Name	Remarks	Qty	Model
(29)	022 103 139 B	sleeve	16X13,5	1							
35		support for engine/transmiss. see illustration:	1.8/1.9ltr. 199-20								
37	N 906 483 03	bolt, hex. hd. (combi.)	M10X45	1							
38	N 906 483 03	bolt, hex. hd. (combi.)	M10X45	1							
39	N 906 483 03	bolt, hex. hd. (combi.)	M10X45	1							
40	N 906 483 03	bolt, hex. hd. (combi.)	M10X45	1							
41	N 102 613 04	hex. nut	M10	1							

Model	Year	MG	SG	Illustration	Restrictions	UPD	20:57	11.12.2006		ETKA
PA	2005	3	00	300-75		597	USA			




Pos	Part Number	Name	Remarks	Qty	Model
		mounting parts for engine and transmission	4 cylinder 6 cylinder		
		5+6 speed manual transmission for 4 wheel drive	8 cylinder		FRR
3	N 907 672 02	bolt, hex. hd. with shoulder	M12X130	1	
(4)	N 904 956 04	bolt, hex. hd. with shoulder	M12X90	1	
4A	N 904 956 04	bolt, hex. hd. with shoulder	M12X90	1	
(6)	N 904 956 04	bolt, hex. hd. with shoulder	M12X90	1	
(7)	N 904 956 04	bolt, hex. hd. with shoulder	M12X90	1	
(8)	N 905 505 04	bolt, hex. hd. with shoulder	M12X110X50	1	
(10)	N 905 505 04	bolt, hex. hd. with shoulder	M12X110X50	1	
(11)	N 904 150 02	bolt, hex. hd. (combi.)	M10X50	1	
(14)	N 102 382 02	bolt, with hex. socket hd. (combi.)	M10X60	1	
17	N 102 382 02	bolt, with hex. socket hd. (combi.)	M10X60	1	
15		oil sump	see illustration:	1	
(16)	022 103 139 B	sleeve	103-30 16X13,5	1	


Model	Year	MG	SG	Illustration	Restrictions	UPD	20:57	11.12.2006		ETKA
PA	2005	3	00	300-80		597	USA			

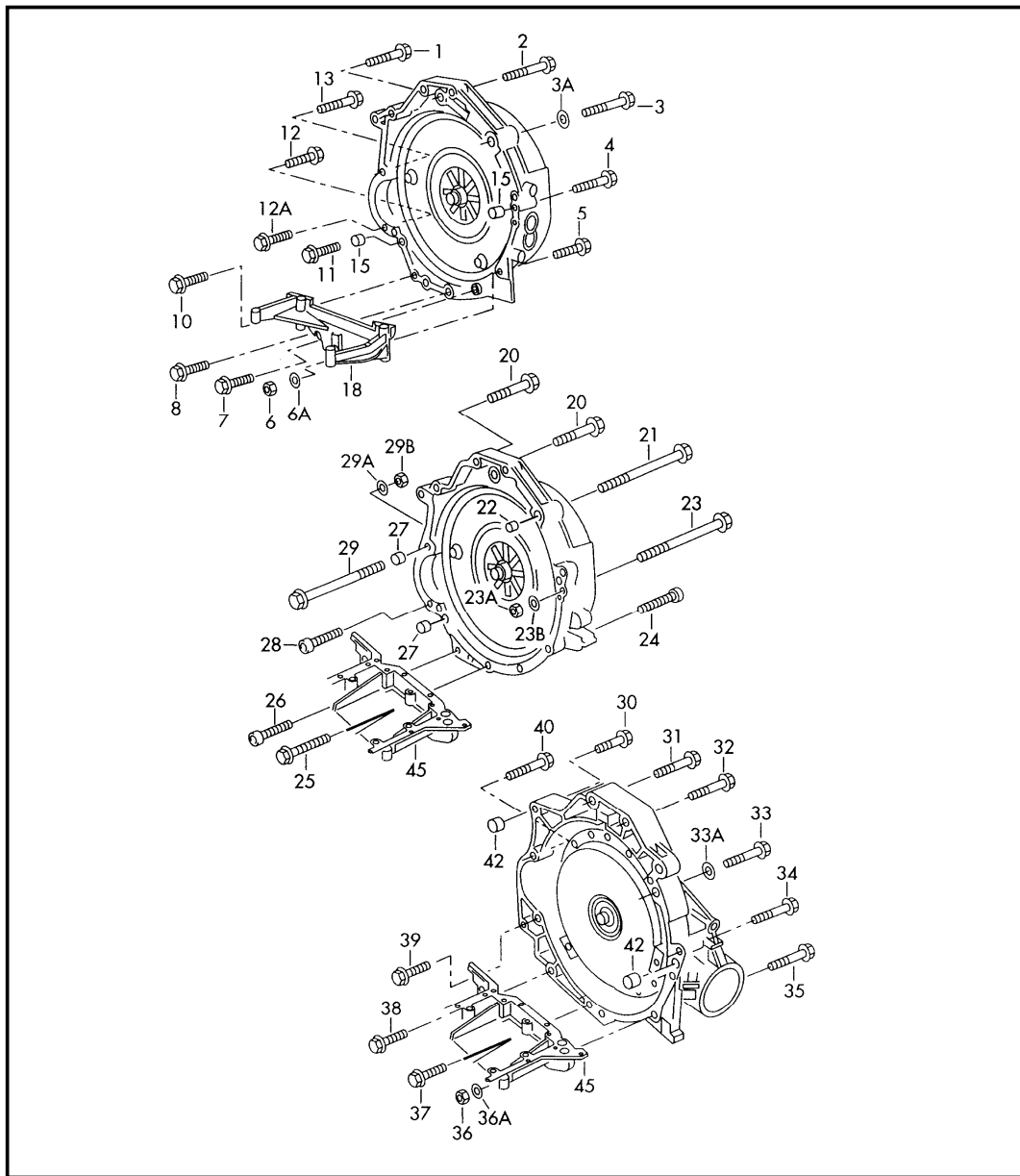


Pos	Part Number	Name	Remarks	Qty	Model
		mounting parts for engine and transmission for 5 speed automatic transm.	4 cylinder		EZS,GMR
1	N 904 954 04	bolt, hex. hd. with shoulder	M12X67	1	
2	N 904 954 04	bolt, hex. hd. with shoulder	M12X67	1	
(3)	N 905 505 04	bolt, hex. hd. with shoulder	M12X110X50	1	
(3A)	N 905 028 03	washer	15X28X3,5	X	
4	N 904 956 04	bolt, hex. hd. with shoulder	M12X90	1	
(5)	N 102 382 02	bolt, with hex. socket hd. (combi.)	M10X60	1	
6	N 102 613 04	hex. nut	M10	1	
7	N 906 483 03	bolt, hex. hd. (combi.)	M10X45	1	
8	N 906 483 03	bolt, hex. hd. (combi.)	M10X45	1	
10	N 906 483 03	bolt, hex. hd. (combi.)	M10X45	1	
11	N 904 954 04	bolt, hex. hd. with shoulder	M12X67	1	
12A	N 906 483 03	bolt, hex. hd. (combi.)	M10X45	1	
13	N 904 954 04	bolt, hex. hd. with shoulder	M12X67	1	
(15)	022 103 139 B	sleeve	16X13,5	2	
18		support for engine/transmiss. see illustration:	1,6/1,9/2,OLTR 199-20	1	
		mounting parts for engine and transmission for 5 speed automatic transm.	6 cylinder		EZZ
30	N 904 954 04	bolt, hex. hd. with shoulder	M12X67	1	
31	N 904 954 04	bolt, hex. hd. with shoulder	M12X67	1	
32	N 904 954 04	bolt, hex. hd. with shoulder	M12X67	1	
33	N 904 956 04	bolt, hex. hd. with shoulder	M12X90	1	
(33A)	N 905 028 03	washer	15X28X3,5	1	
34	N 905 242 02	bolt, hex. hd. with shoulder	M12X75	1	
35	N 102 382 02	bolt, with hex. socket hd. (combi.)	M10X60	1	


Model	Year	MG	SG	Illustration	Restrictions	UPD	20:57	11.12.2006		ETKA
PA	2005	3	00	300-80		597	USA			

Pos	Part Number	Name	Remarks	Qty	Model	Pos	Part Number	Name	Remarks	Qty	Model
36	N 102 613 04	hex. nut	M10	1							
37	N 906 483 03	bolt, hex. hd. (combi.)	M10X45	1							
38	N 906 483 03	bolt, hex. hd. (combi.)	M10X45	1							
39	N 104 062 01	bolt, hex. hd. with shoulder	AM10X80-SW16	1							
40	N 905 505 04	bolt, hex. hd. with shoulder	M12X110X50	1							
(42)	022 103 139 B	sleeve	16X13,5	2							


Model	Year	MG	SG	Illustration	Restrictions	UPD	20:57	11.12.2006		ETKA
PA	2005	3	00	300-95		597	USA			

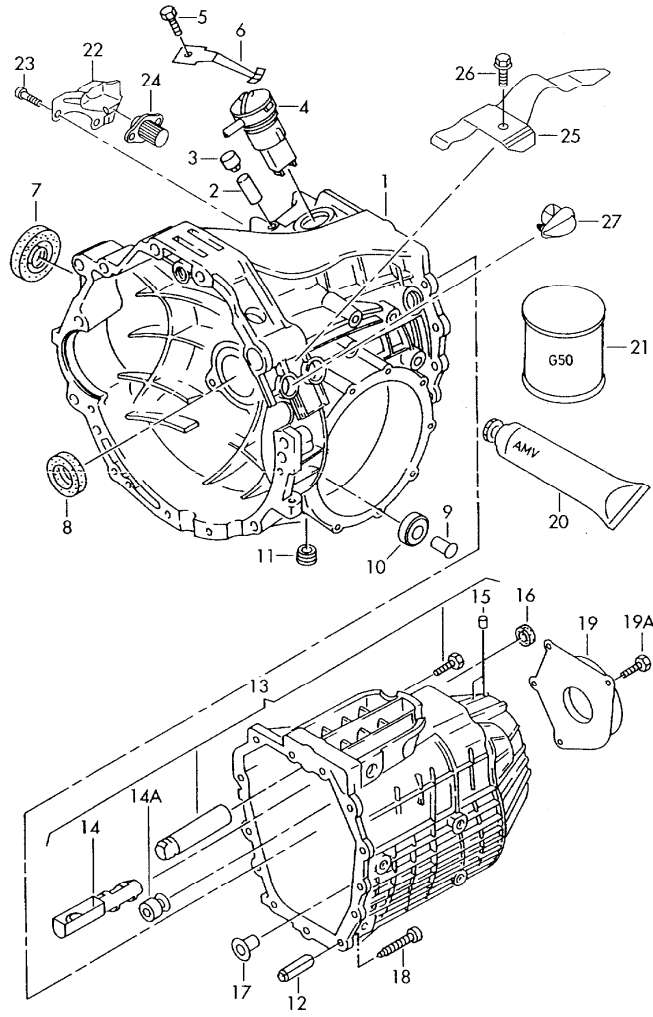


Pos	Part Number	Name	Remarks	Qty	Model
		mounting parts for engine and transmission 4 cylinder 5 speed automatic transmission for 4 wheel drive	4 cylinder		FAL
		01V 300 003 E GG.-MOTOR	1,8LTR./125KW		
1	N 904 954 04	bolt, hex. hd. with shoulder	M12X67	1	
2	N 904 954 04	bolt, hex. hd. with shoulder	M12X67	1	
3	N 905 505 04	bolt, hex. hd. with shoulder	M12X110X50	1	
3A	N 905 028 03	washer	15X28X3,5	X	
4	N 904 956 04	bolt, hex. hd. with shoulder	M12X90	1	
5	N 102 382 02	bolt, with hex. socket hd. (combi.)	M10X60	1	
6	N 102 613 04	hex. nut	M10	1	
7	N 906 483 03	bolt, hex. hd. (combi.)	M10X45	1	
8	N 906 483 03	bolt, hex. hd. (combi.)	M10X45	1	
10	N 906 483 03	bolt, hex. hd. (combi.)	M10X45	1	
11	N 904 954 04	bolt, hex. hd. with shoulder	M12X67	1	
12	N 906 483 03	bolt, hex. hd. (combi.)	M10X45	1	
13	N 904 954 04	bolt, hex. hd. with shoulder	M12X67	1	
(15)	022 103 139 B	sleeve	16X13,5	2	
		mounting parts for engine and transmission 6 cylinder 5 speed automatic transmission for 4 wheel drive	6 cylinder		FAS
30	N 904 954 04	bolt, hex. hd. with shoulder	M12X67	1	
31	N 904 954 04	bolt, hex. hd. with shoulder	M12X67	1	
32	N 904 954 04	bolt, hex. hd. with shoulder	M12X67	1	
33	N 904 956 04	bolt, hex. hd. with shoulder	M12X90	1	
(33A)	N 905 028 03	washer	15X28X3,5	1	
34	N 905 242 02	bolt, hex. hd. with shoulder	M12X75	1	
35	N 102 382 02	bolt, with hex. socket hd. (combi.)	M10X60	1	


Model	Year	MG	SG	Illustration	Restrictions	UPD	20:57	11.12.2006		ETKA
PA	2005	3	00	300-95		597	USA			

Pos	Part Number	Name	Remarks	Qty	Model	Pos	Part Number	Name	Remarks	Qty	Model
36	N 102 613 04	hex. nut	M10	1							
37	N 906 483 03	bolt, hex. hd. (combi.)	M10X45	1							
38	N 906 483 03	bolt, hex. hd. (combi.)	M10X45	1							
39	N 104 062 01	bolt, hex. hd. with shoulder	AM10X80-SW16	1							
40	N 905 505 04	bolt, hex. hd. with shoulder	M12X110X50	1							
(42)	022 103 139 B	sleeve	16X13,5	2							
45		oil sump									
		see illustration:	103-30	1							
		mounting parts for engine and transmission 5 speed automatic transmission for 4 wheel drive	8 cylinder		GAK						
30	N 904 955 03	bolt, hex. hd. with shoulder	M12X80	2							
31	N 904 955 03	bolt, hex. hd. with shoulder	M12X80	1							
32	N 904 955 03	bolt, hex. hd. with shoulder	M12X80	1							
33	N 905 505 04	bolt, hex. hd. with shoulder	M12X110X50	1							
34	N 905 505 04	bolt, hex. hd. with shoulder	M12X110X50	1							
(35)	N 102 382 02	bolt, with hex. socket hd. (combi.)	M10X60	1							
37	N 102 382 02	bolt, with hex. socket hd. (combi.)	M10X60	2							
38	N 102 382 02	bolt, with hex. socket hd. (combi.)	M10X60	2							
(39)	N 104 062 01	bolt, hex. hd. with shoulder	AM10X80	1							
-	N 908 689 01	washer	A10,5X24X3	1							
40	N 905 505 04	bolt, hex. hd. with shoulder	M12X110X50	1							
(42)	022 103 139 B	sleeve	16X13,5	2							
45		oil sump									


Model	Year	MG	SG	Illustration	Restrictions	UPD	20:57	11.12.2006		ETKA
PA	2005	3	01	301-30		597	USA			

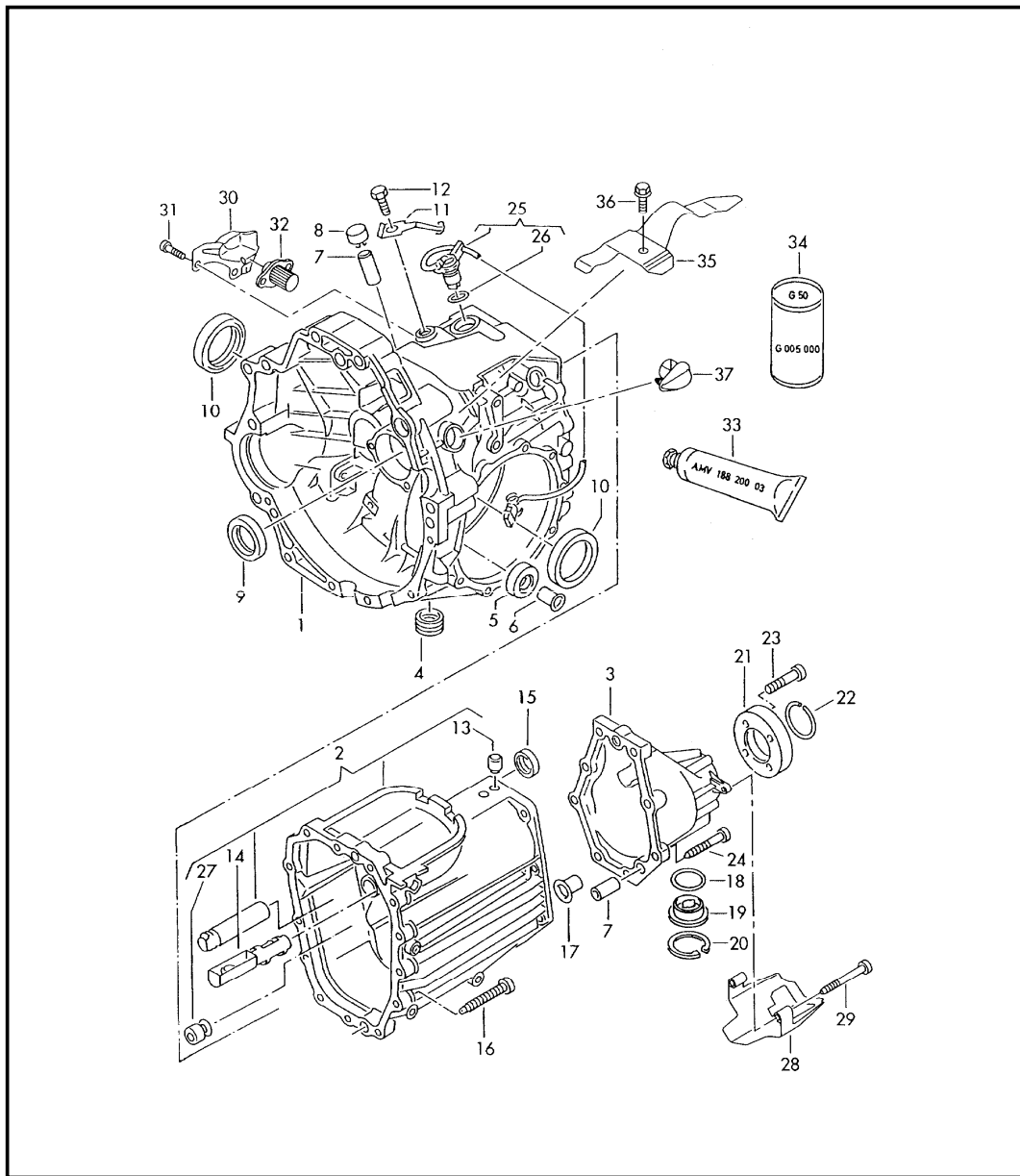


Pos	Part Number	Name	Remarks	Qty	Model
		transmission case for 5 speed manual transmiss.			DVZ, EZG, GFN, GFY
1	012 301 103 AD	transmission case		1	
2	012 301 474 A	sleeve breather tube	12X30	1	
3	014 301 485	cap for transmission breather		1	
4	012 919 823 F	switch for back-up light	2 pin	1	
5	N 040 255 2	screw, hex. hd.	M8X14	1	
6	012 301 483 D	flat spring		1	
7	016 409 399 B	seal	45X60X8	2	
8	016 311 113 B	sealing washer		1	DVZ, EZG
(8)	012 311 113 B	sealing washer		1	GFN, GFY
9	012 301 183 A	bushing		1	
10	012 301 143	magnet		1	DVZ, EZG
(10)	01X 301 143	magnet		1	GFN, GFY
11	012 301 127 F	plug	M24X1,5	1	
12	012 301 473	sleeve	12X30	2	
13	012 301 205 P	transmission cover		1	
14	012 301 276 A	oil drip tray		1	
14A	012 311 429 P	sleeve	23X39X28,2	1	
15	012 301 115	plug	8,15X10	2	
16	012 301 457 C	seal	16X24X6	1	
18	012 301 268 E	innensechsrund-linsenschraube	M8X43	13	
19A+	N 010 240 22	bolt, hex. hd., self-locking	M8X20MK	4	
20	AMV 188 001 02	sealing paste	100G	X	
(20)	G 052 128 A1	sealing grease for seal	50G	1	
21	G 052 911 A1	transmission oil see workshop manual	SAE 75W/90	X	
(21)	G 052 911 A2	transmission oil	SAE 75W/90	X	


Model	Year	MG	SG	Illustration	Restrictions	UPD	20:57	11.12.2006		ETKA
PA	2005	3	01	301-30		597	USA			

Pos	Part Number	Name	Remarks	Qty	Model	Pos	Part Number	Name	Remarks	Qty	Model
22	8D0 311 711	shield		1							
23	N 104 135 01	bolt, with hex. socket hd. (combi.)	M8X28	2							
24		see illustration:	311-86								
25	012 301 387 A	shield		1							
26	N 902 809 01	bolt, hex. hd. (combi.)	M6X22	1							
27		not a spare part for this model									


Model	Year	MG	SG	Illustration	Restrictions	UPD	20:58	11.12.2006		ETKA
PA	2005	3	01	301-60		597	USA			

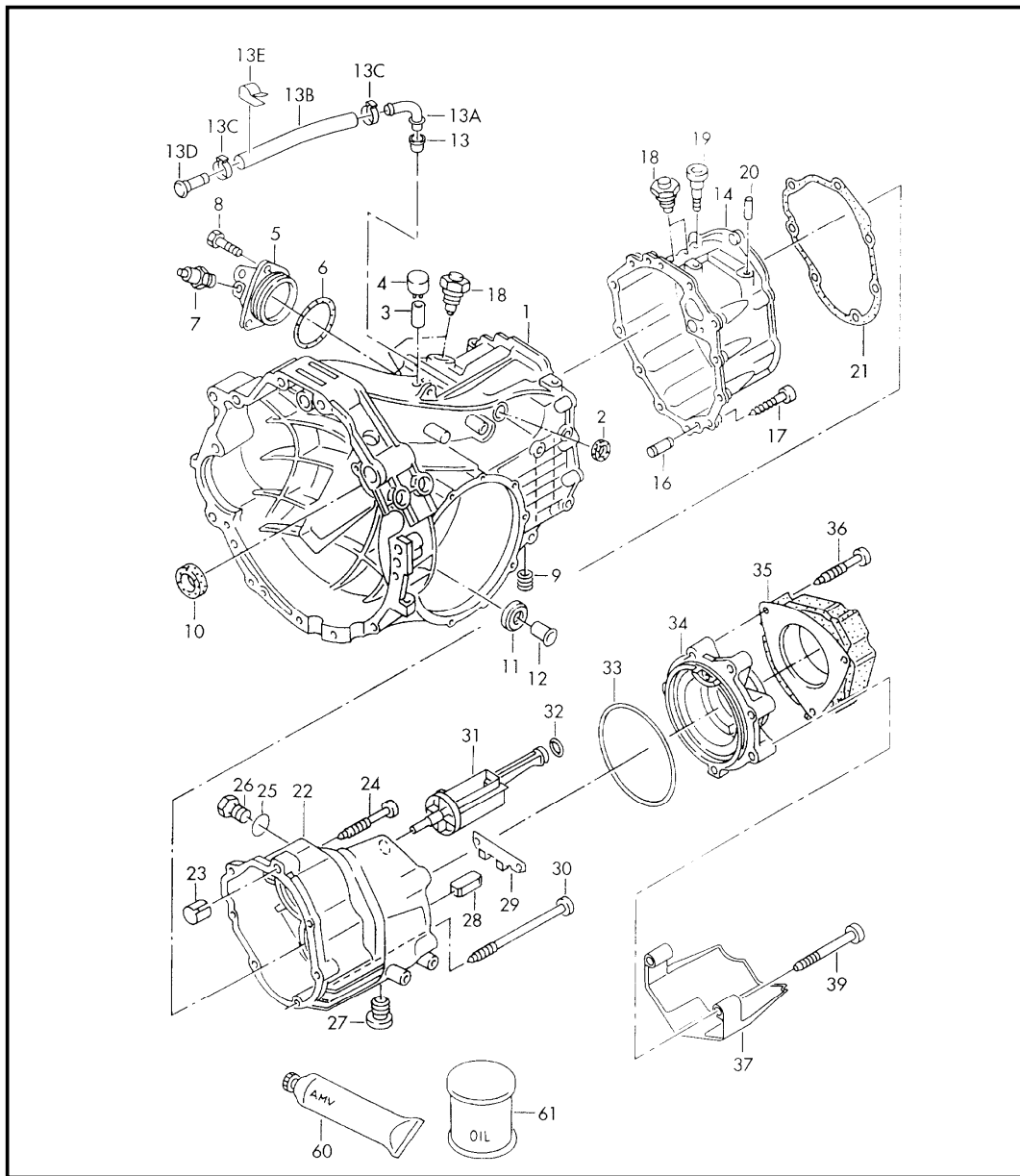


Pos	Part Number	Name	Remarks	Qty	Model
		transmission case 5 speed manual transmission for 4 wheel drive			GGH
1	012 301 103 AD	transmission case		1	
2	01A 301 205 R	transmission cover		1	
3	01A 301 231 H	cover	as required use:	1	
			012 311 429 P	1	
-	012 311 429 P	sleeve	23X39X28,2	X	
4	012 301 127 F	plug	M24X1,5	1	
5	012 301 143	magnet		1	
6	012 301 183 A	bushing		1	
7	012 301 473	sleeve	12X30	2	
8	014 301 485	cap for transmission breather		1	
(9)	012 311 113 B	sealing washer		1	GGH
10		see illustration:	409-15		
11	012 301 483 D	flat spring		1	
12	N 040 255 2	screw, hex. hd.	M8X14	1	
13	012 301 115	plug	8,15X10	2	
(14)	012 301 276 A	oil drip tray		1	
15	012 301 457 C	seal	16X24X6	1	
(16)	012 301 268 E	innensechsrund-linsenschraube	M8X43	13	
17	012 301 209	bushing		1	
18	N 101 292 01	round seal	34,5X2,65	1	
19	01A 301 125 A	sealing cap		1	
20	N 012 304 2	lock ring	42X1,75	1	
21	01A 301 307 D	balance weight		1	
22	N 101 047 01	circlip	65X3,2	1	
23	N 903 662 01	innensechsrund-zyl.schraube	M8X38-D	X	
(24)	012 301 268 E	innensechsrund-linsenschraube	M8X43	8	
25	012 919 823 F	switch for back-up light		1	


Model	Year	MG	SG	Illustration	Restrictions	UPD	20:58	11.12.2006		ETKA
PA	2005	3	01	301-60		597	USA			

Pos	Part Number	Name	Remarks	Qty	Model	Pos	Part Number	Name	Remarks	Qty	Model
26	N 904 583 01	round seal	34,5X3	1							
27		sleeve	see illustration: 311-46								
28	4D0 301 325 D	shield		1							
29	N 103 322 02	bolt, with polygon socket hd.	M8X55	2							
30	8D0 311 711	shield		1							
31	N 904 154 03	bolt, with hex. socket hd. (combi.)	M8X22-Z1	3							
32		see illustration:	311-86								
33	AMV 188 001 02	sealing paste	100G	X							
34	G 005 000	transmission oil	SAE 75W/90 1,0ltr.	X							
(34)	G 005 000 05	transmission oil	SAE 75W/90 0.5ltr.	X							
(34)	G 005 000 20	transmission oil	SAE 75W/90 20ltr.	X							
35	012 301 387 A	shield		1							
36	N 902 809 01	bolt, hex. hd. (combi.)	M6X22	1							
37		not a spare part for this model									


Model	Year	MG	SG	Illustration	Restrictions	UPD	20:58	11.12.2006		ETKA
PA	2005	3	01	301-70		597	USA			

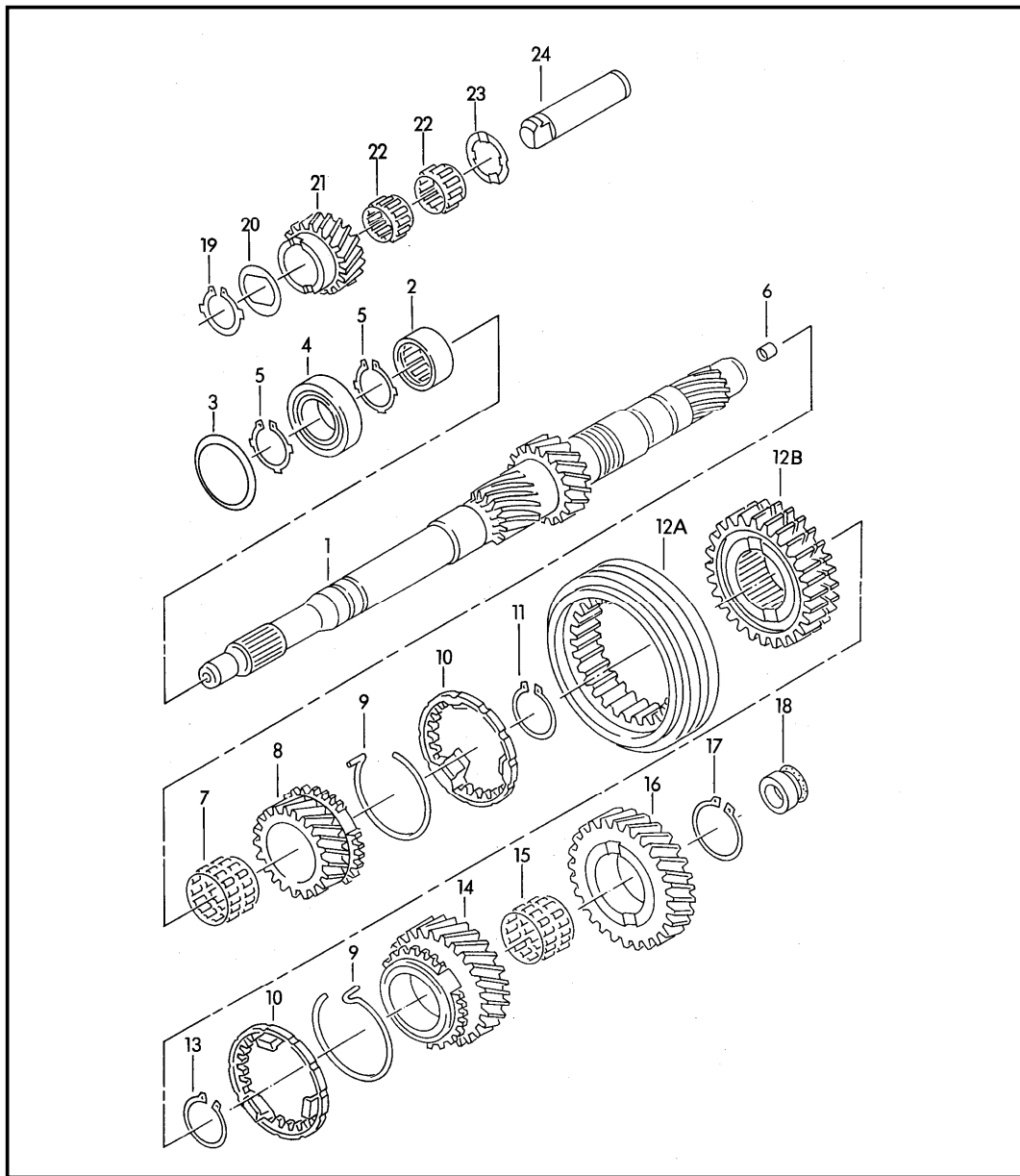


Pos	Part Number	Name	Remarks	Qty	Model
		transmission case 6 speed manual transmission for 4 wheel drive			FRR
(1)	01E 301 103 AE	transmission case		1	
2	012 301 457 C	seal	16X24X6	1	
(5)	01E 301 453 G	cover for gearshift rod		1	
6	010 409 580	round seal		1	
7		back up lamp switch see illustration:	945-50	1	
8	N 903 659 07	innensechsrund-linsenschraube	M8X22-E-W	3	
-	D 185 400 A2	liquid sealant	10ML	X	
9	N 100 371 03	plug	M22X1,5	1	
10	016 311 113 B	sealing washer		1	
11	012 301 143	magnet		1	
12	012 301 183 A	bushing		1	
(14)	01E 301 211 G	end plate		1	
16	012 301 473	sleeve	12X30	1	
17	N 903 660 01	innensechsrund-linsenschraube	M8X36-E-PC	12	
18	01E 301 242 E	locking screw		6	
19		screw see illustration:	311-90	1	
20		pin see illustration:	311-90	1	
21	01E 301 235	gasket		1	
22	01E 301 231 AN	transmission cover		1	
23	016 301 299	sleeve		2	
24	N 903 664 01	innensechsrund-linsenschraube	BM8X60X28-W	11	
25	N 013 844 1	sealing washer	A16X20X1,5	1	
26	N 016 156 3	plug	M16X1,5	1	
27	N 100 371 03	plug	M22X1,5	1	
28	084 301 143 A	magnet		1	


Model	Year	MG	SG	Illustration	Restrictions	UPD	20:58	11.12.2006		ETKA
PA	2005	3	01	301-70		597	USA			

Pos	Part Number	Name	Remarks	Qty	Model	Pos	Part Number	Name	Remarks	Qty	Model
29	01E 311 374	support plate		1							
30	N 905 167 01	innensechsrund-linsenschraube	M8X141-E	2							
31	01E 301 276	oil drip tray		1							
32	+ 089 409 069	round seal		1							
33	N 905 452 01	round seal	107,54X3,53	1							
34	01E 301 315 A	gear carrier		1							
35	01E 301 307 K	balance weight		1							
36	N 903 664 01	innensechsrund-linsenschraube	BM8X60X28-W	4							
37	8D0 301 325 B	shield		1							
39	N 104 251 01	bolt, hex. hd. (combi.)	M8X100X41	2							
60	AMV 188 001 02	sealing paste	100G	X							


Model	Year	MG	SG	Illustration	Restrictions	UPD	20:58	11.12.2006		ETKA
PA	2005	3	11	311-30		597	USA			

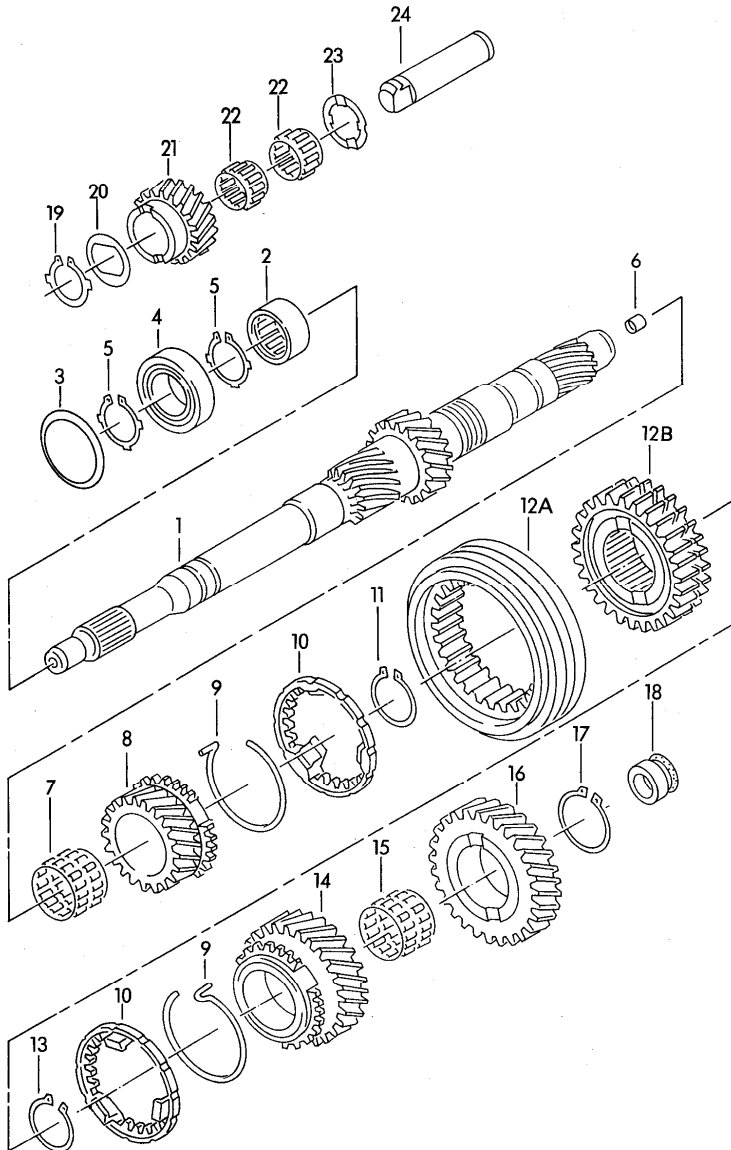


Pos	Part Number	Name	Remarks	Qty	Model
		drive shaft gears and shafts for 5 speed manual transmiss.			DVZ, EZG
(1)	012 311 105 AH	drive shaft	Z=9+17	1	EZG
(1)	012 311 105 AR	drive shaft	Z=10+18	1	DVZ
2	012 311 123 D	needle sleeve	27X41X23	1	
3	012 311 443	concave washer	42X58X2	1	
(4)	012 311 445 G	ball bearing	25X58X16	1	
5	N 902 941 02	lock ring	24,9X1,45	X	
(5)	N 902 941 14	lock ring	24,9X1,54	X	
(5)	N 902 941 15	lock ring	24,9X1,63	X	
(5)	N 902 941 16	lock ring	24,9X1,72	X	
(5)	N 902 941 17	lock ring	24,9X1,81	X	
(5)	N 902 941 18	lock ring	24,9X1,9	X	
(5)	N 902 941 19	lock ring	24,9X1,99	X	
(5)	N 902 941 20	lock ring	24,9X2,08	X	
(5)	N 902 941 11	lock ring	24,9X2,17	X	
6	012 311 111 A	sleeve	15X16,17X10,8	1	
7	012 311 213 J	needle cage	3.gear 38X43X29,5	1	
8	012 311 285 BF	gear	3.gear Z=39/30	1	DVZ
(8)	012 311 285 BJ	gear	3.gear Z=40/28	1	EZG
9	012 311 312 D	spring		2	
10	012 311 295 F	synchronizer ring	3./4.gear	2	
11	N 902 945 01	lock ring	38X2	1	
12A	012 311 315 B	operating sleeve	3./4.gear	1	
12B	012 311 309 B	synchronizing hub	3./4.gear	1	
13	N 902 944 01	lock ring	37X1,9	X	
(13)	N 902 944 02	lock ring	37X1,93	X	


Model	Year	MG	SG	Illustration	Restrictions	UPD	20:58	11.12.2006		ETKA
PA	2005	3	11	311-30		597	USA			

Pos	Part Number	Name	Remarks	Qty	Model	Pos	Part Number	Name	Remarks	Qty	Model
(13)	N 902 944 03	lock ring	37X1,96	X							
(13)	N 902 944 04	lock ring	37X1,99	X							
(13)	N 902 944 05	lock ring	37X2,02	X							
(13)	N 902 944 06	lock ring	37X2,05	X							
14	012 311 351 AT	gear	4.gear Z=35/34	1	EZG						
(14)	012 311 351 BJ	gear	4.gear Z=33/35	1	DVZ						
15	012 311 115 F	needle cage	4.gear 37X42X29,8	1							
(16)	012 311 159 CH	gear	5.gear Z=31/37	1	EZG						
(16)	012 311 159 DL	gear	5.gear Z=30/38	1	DVZ						
17	N 902 942 02	lock ring	36X1,9	X							
(17)	N 902 942 03	lock ring	36X1,93	X							
(17)	N 902 942 04	lock ring	36X1,96	X							
(17)	N 902 942 05	lock ring	36X1,99	X							
(17)	N 902 942 06	lock ring	36X2,02	X							
18	012 311 429 M	sleeve	23X37X28,3	1							
19	N 902 951 01	lock ring	22X1,7	1							
20	012 311 518	support plate		1							
21	012 311 531 F	reverse gear	Z=15	1							
22	012 311 523 G	needle cage	reverse gear 22X30X16	2							
23	012 311 517	thrust washer		1							


Model	Year	MG	SG	Illustration	Restrictions	UPD	20:58	11.12.2006		ETKA
PA	2005	3	11	311-31		597	USA			

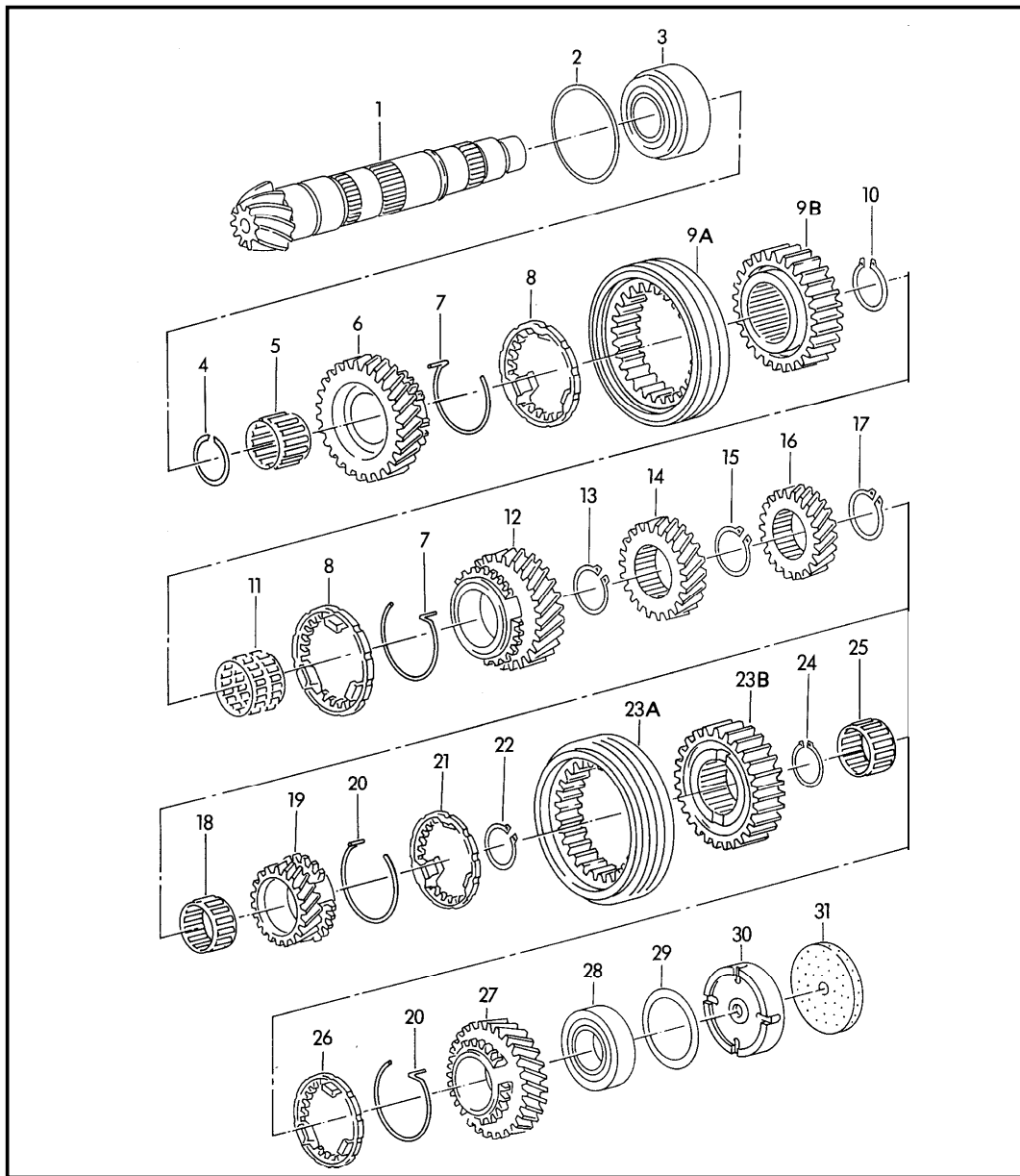


Pos	Part Number	Name	Remarks	Qty	Model
		drive shaft gears and shafts for 5 speed manual transmiss.			GFN,GFY
(1)	012 311 105 AH	drive shaft	Z=9+17	1	GFY
(1)	012 311 105 AR	drive shaft	Z=10+18	1	GFN
2	012 311 123 D	needle sleeve	27X41X23	1	
3	012 311 443	concave washer	42X58X2	1	
4	012 311 445 G	ball bearing	25X58X16	1	
5	N 902 941 02	lock ring	24,9X1,45	X	
(5)	N 902 941 14	lock ring	24,9X1,54	X	
(5)	N 902 941 15	lock ring	24,9X1,63	X	
(5)	N 902 941 16	lock ring	24,9X1,72	X	
(5)	N 902 941 17	lock ring	24,9X1,81	X	
(5)	N 902 941 18	lock ring	24,9X1,9	X	
(5)	N 902 941 19	lock ring	24,9X1,99	X	
(5)	N 902 941 20	lock ring	24,9X2,08	X	
(5)	N 902 941 11	lock ring	24,9X2,17	X	
6	012 311 111 A	sleeve	15X16,17X10,8	1	
7	012 311 213 J	needle cage	3.gear 38X43X29,5	1	
8	012 311 131 CA	gear	3.gear Z=39/30	1	GFN
(8)	012 311 131 CB	gear	3.gear Z=40/28	1	GFY
9	012 311 312 D	spring		2	
10	01X 311 295 J	synchronizer ring	3./4.gear	2	
11	N 902 945 01	lock ring	38X2	1	
12A	01X 311 315	operating sleeve	3./4.gear	1	
12B	01X 311 309	synchronizing hub	3./4.gear	1	
13	N 902 944 01	lock ring	37X1,9	X	
(13)	N 902 944 02	lock ring	37X1,93	X	


Model	Year	MG	SG	Illustration	Restrictions	UPD	20:58	11.12.2006		ETKA
PA	2005	3	11	311-31		597	USA			

Pos	Part Number	Name	Remarks	Qty	Model	Pos	Part Number	Name	Remarks	Qty	Model
(13)	N 902 944 03	lock ring	37X1,96	X							
(13)	N 902 944 04	lock ring	37X1,99	X							
(13)	N 902 944 05	lock ring	37X2,02	X							
(13)	N 902 944 06	lock ring	37X2,05	X							
14	012 311 149 CP	gear	4.gear Z=35/34	1	GFY						
(14)	012 311 149 CN	gear	4.gear 33/35	1	GFN						
15	012 311 115 F	needle cage	4.gear 37X42X29,8	1							
(16)	012 311 159 CH	gear	5.gear Z=31/37	1	GFY						
(16)	012 311 159 DL	gear	5.gear Z=30/38	1	GFN						
17	N 902 942 02	lock ring	36X1,9	X							
(17)	N 902 942 03	lock ring	36X1,93	X							
(17)	N 902 942 04	lock ring	36X1,96	X							
(17)	N 902 942 05	lock ring	36X1,99	X							
(17)	N 902 942 06	lock ring	36X2,02	X							
18	012 311 429 P	sleeve	23X39X28,2	1							
19	N 902 951 01	lock ring	22X1,7	1							
20	012 311 518	support plate		1							
21	012 311 531 F	reverse gear	Z=15	1							
22	012 311 523 G	needle cage	reverse gear 22X30X16	2							
23	012 311 517	thrust washer		1							


Model	Year	MG	SG	Illustration	Restrictions	UPD	20:58	11.12.2006		ETKA
PA	2005	3	11	311-38		597	USA			




Pos	Part Number	Name	Remarks	Qty	Model
		output shaft gears and shafts for 5 speed manual transmiss. F >> 3B-3-700 000			DVZ, EZG
1		see illustration:	409-15		
2	012 311 391	adjusting washer	0,4	X	
(2)	012 311 391 A	adjusting washer	0,45	X	
(2)	012 311 391 B	adjusting washer	0,5	X	
(2)	012 311 391 C	adjusting washer	0,55	X	
(2)	012 311 391 D	adjusting washer	0,6	X	
(2)	012 311 391 E	adjusting washer	0,65	X	
(2)	012 311 391 F	adjusting washer	0,7	X	
(2)	012 311 391 G	adjusting washer	0,75	X	
3	012 311 220 A	taper roller bearing	48,6X88X21,5	1	
4	N 908 600 01	lock ring	A48,5XS	X	
(4)	N 908 600 07	lock ring	A48,5X2,03	X	
(4)	N 908 600 04	lock ring	A48,5X2,06	X	
(4)	N 908 600 08	lock ring	A48,5X2,09	X	
(4)	N 908 600 09	lock ring	A48,5X2,12	X	
(4)	N 908 600 10	lock ring	A48,5X2,15	X	
5	012 311 207 E	needle cage	1.gear 48,5X52,5X26,4	1	
6	012 311 257 J	gear	1.gear Z=35/10	1	DVZ
(6)	012 311 257 H	gear	1.gear Z=34/9	1	EZG
7	012 311 311 D	spring	1./2.gear	2	
8	012 311 247 F	synchronizer ring	1./2.gear	2	
9A	012 311 255 A	operating sleeve	1./2.gear	1	
9B	012 311 243 A	synchronizing hub	1./2.gear	1	
10	N 902 947 01	lock ring	47X1,9	X	
(10)	N 902 947 02	lock ring	47X1,93	X	

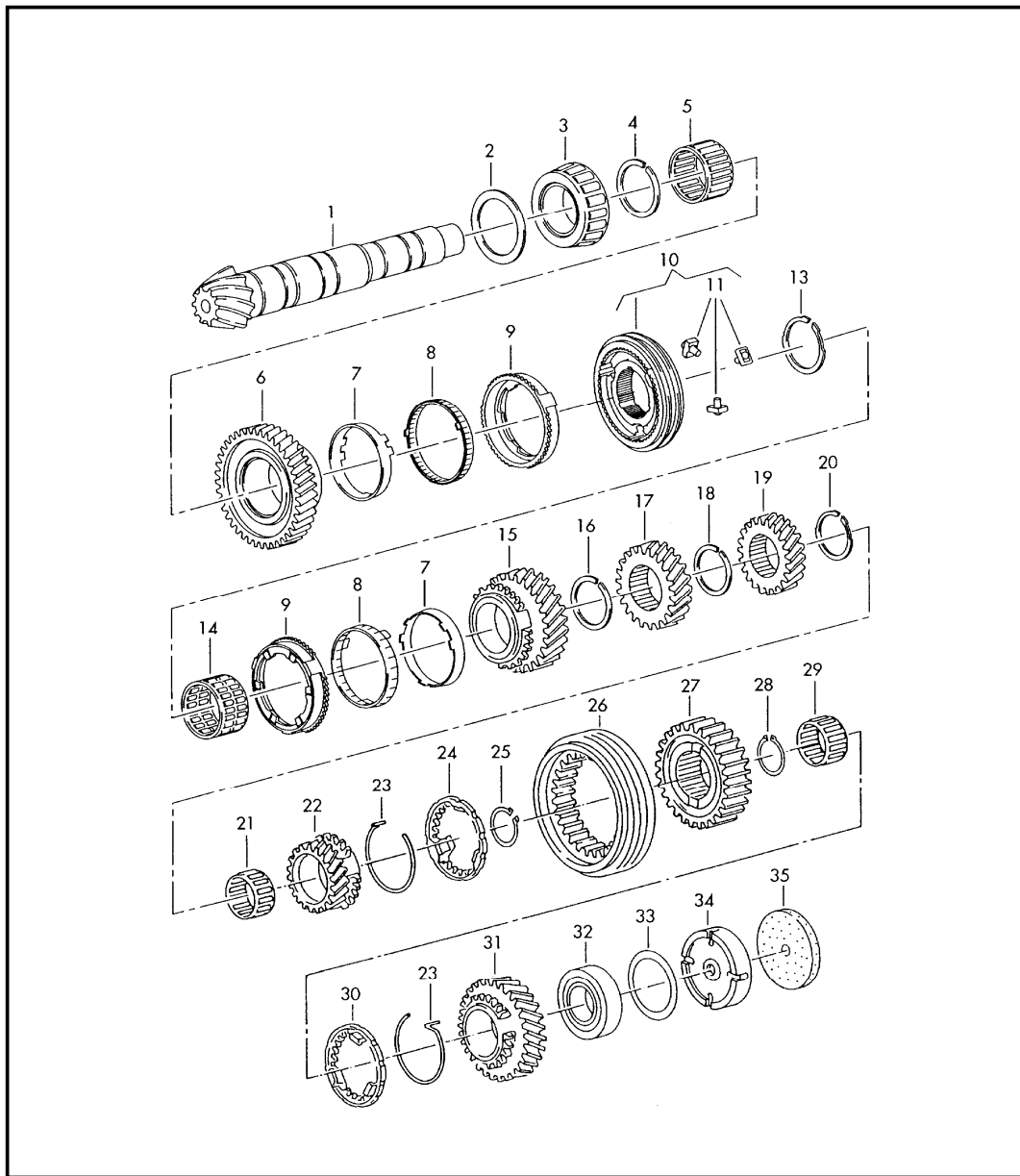
Model	Year	MG	SG	Illustration	Restrictions	UPD	20:58	11.12.2006		ETKA
PA	2005	3	11	311-38		597	USA			

Pos	Part Number	Name	Remarks	Qty	Model	Pos	Part Number	Name	Remarks	Qty	Model
(10)	N 902 947 03	lock ring	47X1,96	X		(19)	012 311 361 DF	gear	5.gear Z=24/35	1	
(10)	N 902 947 04	lock ring	47X1,99	X		20	012 311 312 D	spring		2	
(10)	N 902 947 05	lock ring	47X2,02	X		21	012 311 295 F	synchronizer ring	5.gear	1	
11	012 311 229 K	needle cage	2.gear 47X52X26,6	1		22	N 902 945 01	lock ring	38X2	1	
(12)	012 311 271 AC	gear	2.gear Z=35/18	1	DVZ	23A	012 311 315 B	operating sleeve	5.and reverse gear	1	
(12)	012 311 271 T	gear	2.gear Z=37/17	1	EZG	23B	012 311 309 F	synchronizing hub	5.and reverse gear	1	
13	N 902 947 06	lock ring	47X2,5	1		24	N 902 944 01	lock ring	37X1,9	X	
14	012 311 131 BJ	gear	3.gear Z=40/28	1	EZG	(24)	N 902 944 02	lock ring	37X1,93	X	
(14)	012 311 131 BF	gear	3.gear Z=39/30	1	DVZ	(24)	N 902 944 03	lock ring	37X1,96	X	
15	N 902 946 02	lock ring	46X1,9	X		(24)	N 902 944 04	lock ring	37X1,99	X	
(15)	N 902 946 09	lock ring	46X1,94	X		(24)	N 902 944 05	lock ring	37X2,02	X	
(15)	N 902 946 10	lock ring	46X1,98	X		(24)	N 902 944 06	lock ring	37X2,05	X	
(15)	N 902 946 06	lock ring	46X2,02	X		25	012 311 234 E	needle cage	37X42X24,5	1	
(15)	N 902 946 11	lock ring	46X2,06	X		26	012 311 295 F	synchronizer ring	reverse gear	1	
16	012 311 149 AT	gear	4.gear Z=35/34	1	EZG	27	012 311 217 K	shift wheel for reverse gear	Z=31	1	
(16)	012 311 149 BQ	gear	4.gear Z=33/35	1	DVZ	28	012 311 375 C	taper roller bearing	31,7X76,2X25,4	1	
17	N 902 945 01	lock ring	38X2	X		29	012 311 393	adjusting washer	0,45	X	
(17)	N 902 945 02	lock ring	38X2,16	X		(29)	012 311 393 A	adjusting washer	0,49	X	
(17)	N 902 945 03	lock ring	38X2,2	X		(29)	012 311 393 B	adjusting washer	0,53	X	
(17)	N 902 945 04	lock ring	38X2,24	X		(29)	012 311 393 C	adjusting washer	0,57	X	
(17)	N 902 945 05	lock ring	38X2,28	X		(29)	012 311 393 D	adjusting washer	0,61	X	
18	012 311 116 G	needle cage	5.gear	1		(29)	012 311 393 E	adjusting washer	0,65	X	
(19)	012 311 361 DC	gear	5.gear Z=31/37	1	EZG	(29)	012 311 393 F	adjusting washer	0,69	X	
(19)	012 311 361 DH	gear	5.gear Z=30/38	1	DVZ	(29)	012 311 393 G	adjusting washer	0,73	X	
						(29)	012 311 393 H	adjusting washer	0,77	X	
						(29)	012 311 393 J	adjusting washer	0,81	X	
						(29)	012 311 393 K	adjusting washer	0,85	X	


Model	Year	MG	SG	Illustration	Restrictions	UPD	20:58	11.12.2006		ETKA
PA	2005	3	11	311-38		597	USA			

Pos	Part Number	Name	Remarks	Qty	Model	Pos	Part Number	Name	Remarks	Qty	Model
(29)	012 311 393 L	adjusting washer	0,89	X							
30	012 301 251 B	pressure plate	70,98X14,8	X							
(30)	012 301 251 C	pressure plate	70,98X15,3	X							
(31)	012 301 193 C	washer	71X7	1							


Model	Year	MG	SG	Illustration	Restrictions	UPD	20:59	11.12.2006		ETKA
PA	2005	3	11	311-39		597	USA			




Pos	Part Number	Name	Remarks	Qty	Model
		output shaft gears and shafts for 5 speed manual transmiss. F 3B-4-000 001>>			GFN,GFY
1		see illustration:	409-15		
2	012 311 391	adjusting washer	0,4	X	
(2)	012 311 391 A	adjusting washer	0,45	X	
(2)	012 311 391 B	adjusting washer	0,5	X	
(2)	012 311 391 C	adjusting washer	0,55	X	
(2)	012 311 391 D	adjusting washer	0,6	X	
(2)	012 311 391 E	adjusting washer	0,65	X	
(2)	012 311 391 F	adjusting washer	0,7	X	
(2)	012 311 391 G	adjusting washer	0,75	X	
3	012 311 220 A	taper roller bearing	48,6X88X21,5	1	
4	N 908 600 01	lock ring	A48,5XS	X	
(4)	N 908 600 07	lock ring	A48,5X2,03	X	
(4)	N 908 600 04	lock ring	A48,5X2,06	X	
(4)	N 908 600 08	lock ring	A48,5X2,09	X	
(4)	N 908 600 09	lock ring	A48,5X2,12	X	
(4)	N 908 600 10	lock ring	A48,5X2,15	X	
5	012 311 207 E	needle cage	1.gear 48,5X52,5X26,4	1	
6	012 311 250 F	gear	1.gear Z=35/10	1	GFN
(6)	012 311 250 G	gear	1.gear Z=34/9	1	GFY
7	01X 311 277 G	inner ring	1.gear	1	
(7)	01X 311 277 B	inner ring	2.gear	1	
8	01X 311 259 G	intermediate ring	1./2.gear	2	
9	01X 311 247 G	synchronizer ring	1./2.gear	2	
10	01X 311 239 B	synchronizing hub with operating sleeve	1./2.gear	1	

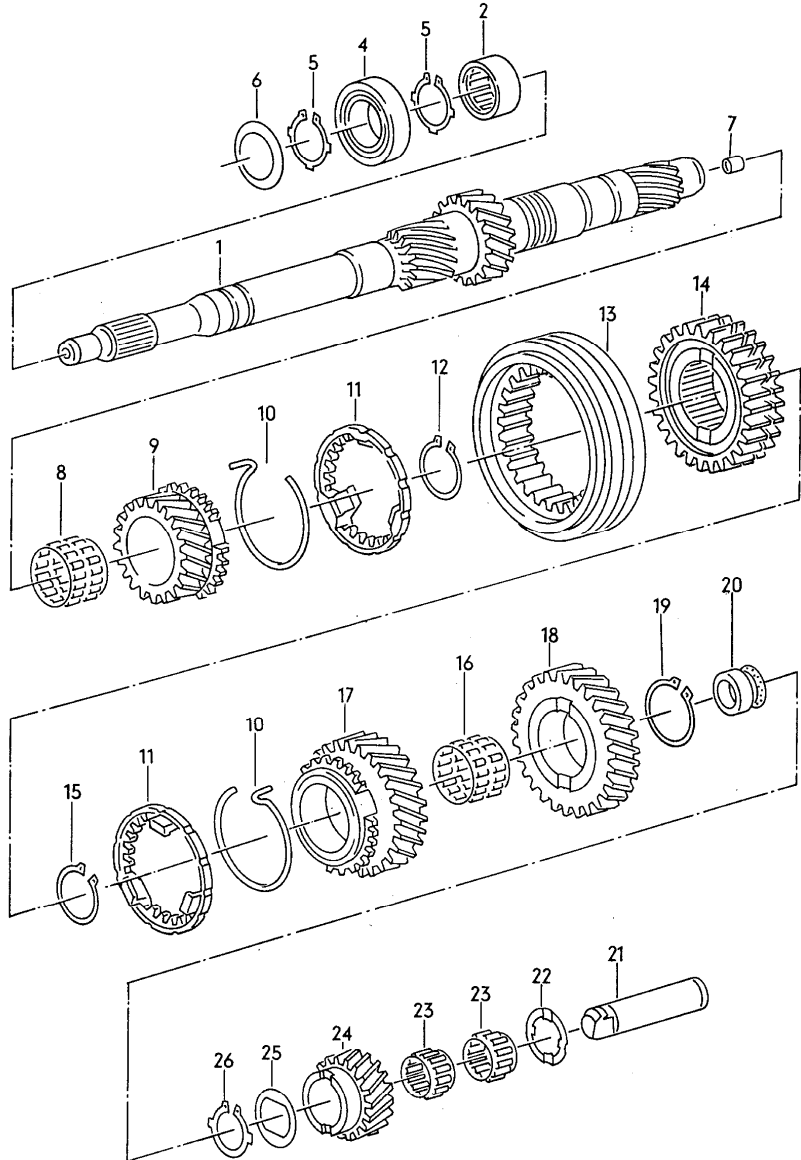
Model	Year	MG	SG	Illustration	Restrictions	UPD	20:59	11.12.2006		ETKA
PA	2005	3	11	311-39		597	USA			

Pos	Part Number	Name	Remarks	Qty	Model	Pos	Part Number	Name	Remarks	Qty	Model
11	01X 311 314 B	thrust piece		3		(22)	012 311 159 EJ	gear	5.gear Z=31/37	1	GFY
13	N 902 947 01	lock ring	47X1,9	X		(22)	012 311 159 EH	gear	5.gear Z=30/38	1	GFN
(13)	N 902 947 02	lock ring	47X1,93	X		23	01X 311 312 A	spring		2	
(13)	N 902 947 03	lock ring	47X1,96	X		24	01X 311 295 J	synchronizer ring	5.and reverse gear	1	
(13)	N 902 947 04	lock ring	47X1,99	X		25	N 902 945 01	lock ring	38X2	1	
(13)	N 902 947 05	lock ring	47X2,02	X		26	01X 311 315	operating sleeve	5.and reverse gear	1	
14	012 311 229 K	needle cage	2.gear 47X52X26,6	1		27	01X 311 309	synchronizing hub	5.and reverse gear	1	
(15)	012 311 260 J	gear	2.gear Z=35/18	1	GFN	28	N 902 944 01	lock ring	37X1,9	X	
(15)	012 311 260 G	gear	2.gear Z=37/17	1	GFY	(28)	N 902 944 02	lock ring	37X1,93	X	
16	012 311 317	lock ring	47X2,5	1		(28)	N 902 944 03	lock ring	37X1,96	X	
17	012 311 285 BT	gear	3.gear Z=40/28	1	GFY	(28)	N 902 944 04	lock ring	37X1,99	X	
(17)	012 311 285 BS	gear	3.gear Z=39/30	1	GFN	(28)	N 902 944 05	lock ring	37X2,02	X	
18	01X 311 317	lock ring	44,5X1,9	X		(28)	N 902 944 06	lock ring	37X2,05	X	
(18)	01X 311 317 A	lock ring	44,5X1,94	X		29	012 311 234 E	needle cage	37X42X24,5	1	
(18)	01X 311 317 B	lock ring	44,5X1,98	X		30	01X 311 295 J	synchronizer ring	reverse gear	1	
(18)	01X 311 317 C	lock ring	44,5X2,02	X		31	012 311 217 L	shift wheel for reverse gear	Z=31	1	
(18)	01X 311 317 D	lock ring	44,5X2,06	X		32	012 311 375 C	taper roller bearing	31,7X76,2X25,4	1	
19	012 311 149 AT	gear	4.gear Z=35/34	1	GFY	33	012 311 393	adjusting washer	0,45	X	
(19)	012 311 149 BQ	gear	4.gear Z=33/35	1	GFN	(33)	012 311 393 A	adjusting washer	0,49	X	
20	N 902 945 01	lock ring	38X2	X		(33)	012 311 393 B	adjusting washer	0,53	X	
(20)	N 902 945 02	lock ring	38X2,16	X		(33)	012 311 393 C	adjusting washer	0,57	X	
(20)	N 902 945 03	lock ring	38X2,2	X		(33)	012 311 393 D	adjusting washer	0,61	X	
(20)	N 902 945 04	lock ring	38X2,24	X		(33)	012 311 393 E	adjusting washer	0,65	X	
(20)	N 902 945 05	lock ring	38X2,28	X		(33)	012 311 393 F	adjusting washer	0,69	X	
21	012 311 116 G	needle cage	5.gear	1		(33)	012 311 393 G	adjusting washer	0,73	X	
						(33)	012 311 393 H	adjusting washer	0,77	X	


Model	Year	MG	SG	Illustration	Restrictions	UPD	20:59	11.12.2006		ETKA
PA	2005	3	11	311-39		597	USA			

Pos	Part Number	Name	Remarks	Qty	Model	Pos	Part Number	Name	Remarks	Qty	Model
(33)	012 311 393 J	adjusting washer	0,81	X							
(33)	012 311 393 K	adjusting washer	0,85	X							
(33)	012 311 393 L	adjusting washer	0,89	X							
34	012 301 251 B	pressure plate	70,98X14,8	X							
(34)	012 301 251 C	pressure plate	70,98X15,3	X							
35	012 301 193 C	washer	71X7	1							


Model	Year	MG	SG	Illustration	Restrictions	UPD	20:59	11.12.2006		ETKA
PA	2005	3	11	311-46		597	USA			

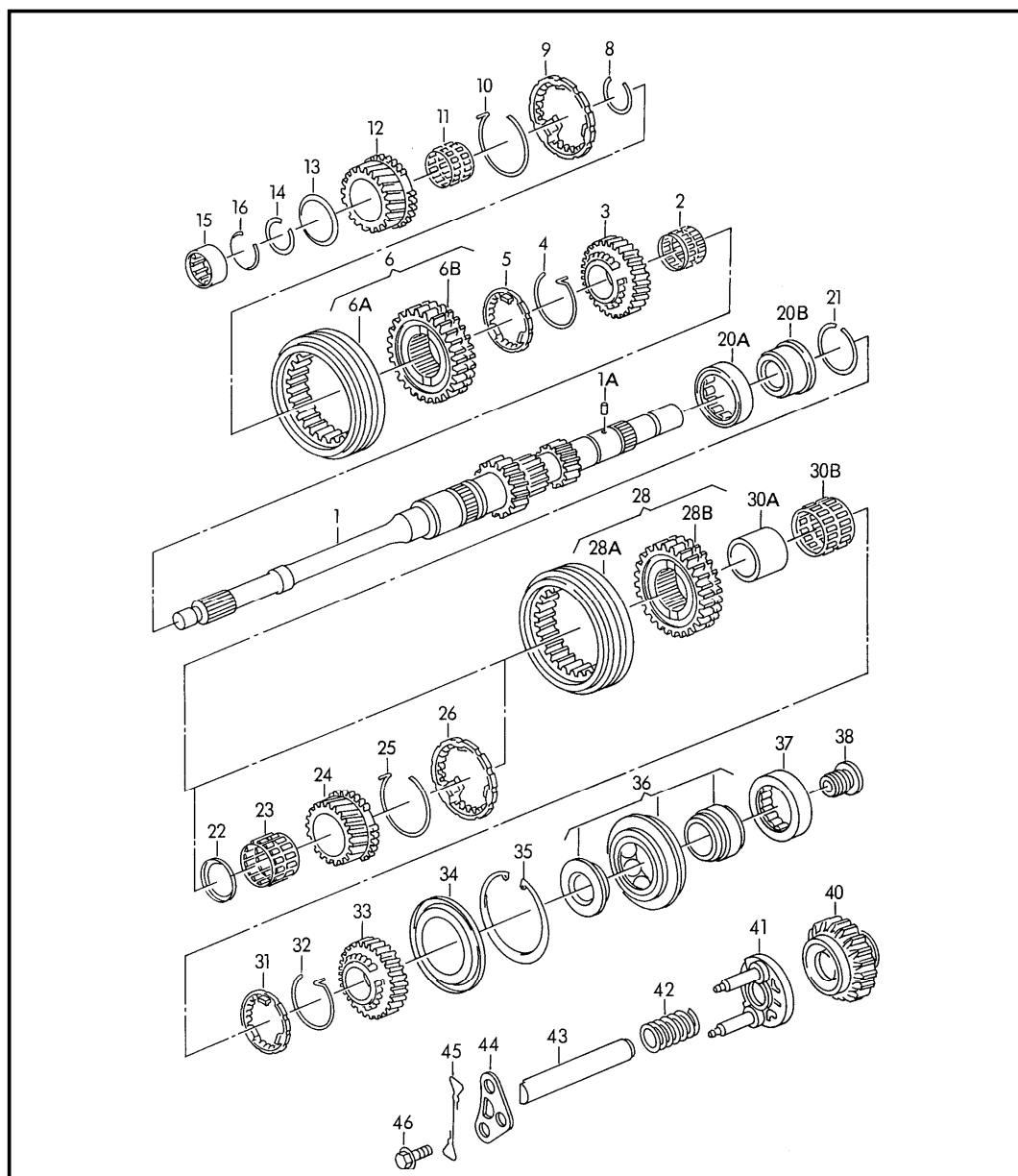


Pos	Part Number	Name	Remarks	Qty	Model
		gears and shafts 5 speed manual transmission for 4 wheel drive	upper		GGH
(1)	012 311 105 AH	drive shaft	Z=9+17	1	GGH
2	012 311 123 D	needle sleeve	27X41X23	1	
-	N 905 633 01	bolt, hex. hd. (combi.)	M8X48	1	
(4)	012 311 445 G	ball bearing	25X58X16	1	GGH
5	N 902 941 02	lock ring	24,9X1,45	X	
(5)	N 902 941 11	lock ring	24,9X2,17	X	
(5)	N 902 941 14	lock ring	24,9X1,54	X	
(5)	N 902 941 15	lock ring	24,9X1,63	X	
(5)	N 902 941 16	lock ring	24,9X1,72	X	
(5)	N 902 941 17	lock ring	24,9X1,81	X	
(5)	N 902 941 18	lock ring	24,9X1,9	X	
(5)	N 902 941 19	lock ring	24,9X1,99	X	
(5)	N 902 941 20	lock ring	24,9X2,08	X	
6	012 311 443	concave washer		1	
7	012 311 111 A	sleeve	15X16X10,8	1	
8	012 311 213 J	needle cage	3.gear 38X43X29,5	1	
(9)	012 311 131 CB	gear	3.gear Z=40/28	1	GGH
(10)	01X 311 312 A	spring		1	GGH
(11)	01X 311 295 J	synchronizer ring	3.gear	2	GGH
12	N 902 945 01	lock ring	3.gear 38X2	1	
(13)	01X 311 315	operating sleeve	3./4.gear	1	GGH
(14)	01X 311 309	synchronizing hub	3./4.gear	1	GGH
15	N 902 944 01	lock ring	37X1,9	X	
(15)	N 902 944 02	lock ring	37X1,93	X	
(15)	N 902 944 03	lock ring	37X1,96	X	


Model	Year	MG	SG	Illustration	Restrictions	UPD	20:59	11.12.2006		ETKA
PA	2005	3	11	311-46		597	USA			

Pos	Part Number	Name	Remarks	Qty	Model	Pos	Part Number	Name	Remarks	Qty	Model
(15)	N 902 944 04	lock ring	37X1,99	X							
(15)	N 902 944 05	lock ring	37X2,02	X							
(15)	N 902 944 06	lock ring	37X2,05	X							
16	012 311 115 F	needle cage	4.gear 37X42X29,8	1							
(17)	012 311 149 CP	gear	4.gear Z=35/34	1	GGH						
18	012 311 159 CH	gear	5.gear Z=31/37	1	GGH						
19	N 902 942 02	lock ring	36X1,9	X							
(19)	N 902 942 03	lock ring	36X1,93	X							
(19)	N 902 942 04	lock ring	36X1,96	X							
(19)	N 902 942 05	lock ring	36X1,99	X							
(19)	N 902 942 06	lock ring	36X2,02	X							
20	012 311 429 P	sleeve	23X39X28,2	1							
21		reverse gear shaft not a spare part see illustration:	301-60								
22	012 311 517	thrust washer		1							
23	012 311 523 G	needle cage	reverse gear	1							
24	012 311 531 F	reverse gear	Z=15	1							
25	012 311 518	support plate		1							
26	N 902 951 01	lock ring	22X1,7	1							


Model	Year	MG	SG	Illustration	Restrictions	UPD	20:59	11.12.2006		ETKA
PA	2005	3	11	311-50		597	USA			

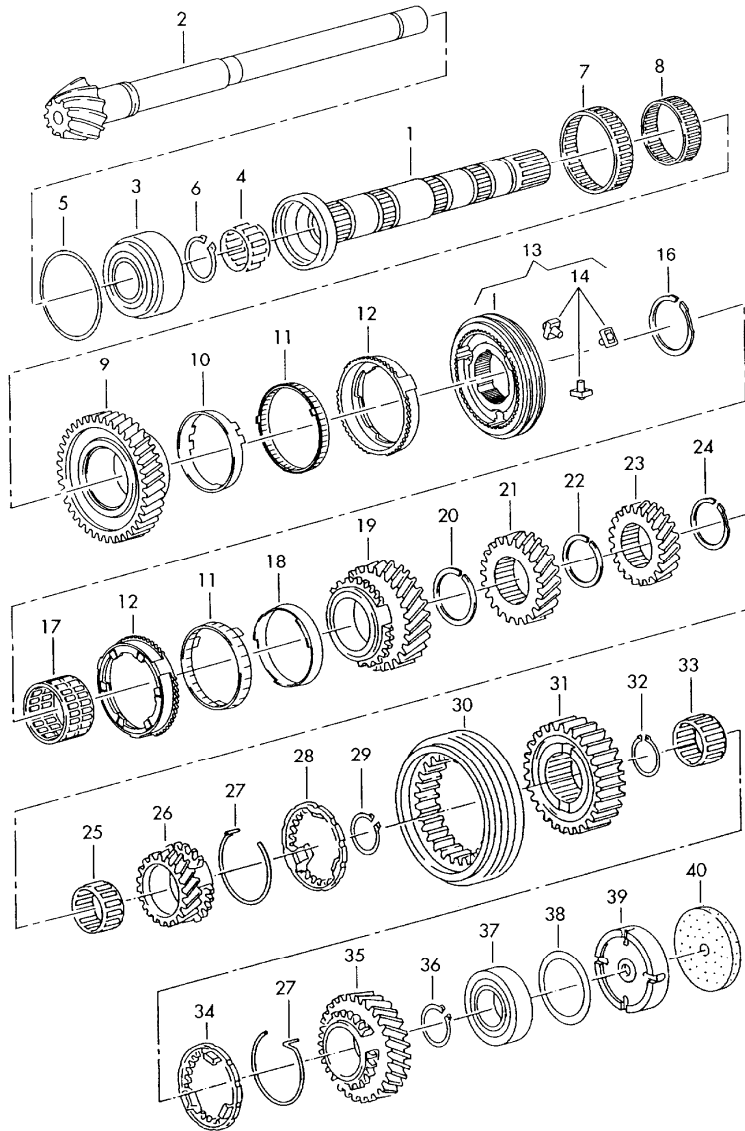


Pos	Part Number	Name	Remarks	Qty	Model
		drive shaft gears and shafts 6 speed manual transmission for 4 wheel drive			FRR
(1)	01E 311 105 J	drive shaft	Z=8+18	1	
1A	N 013 315 1	expansion pin	5X10	1	
2	01E 311 115	needle cage	42X37X31,3	1	
3	01E 311 285 D	gear	3.gear Z=32/26	1	
4	012 311 312 D	spring		1	
5	012 311 295 F	synchronizer ring	3.gear	1	
6	01E 311 301	synchronizing hub with operating sleeve	3./4.gear	1	
8	N 902 944 01	lock ring	37X1,9	X	
(8)	N 902 944 02	lock ring	37X1,93	X	
(8)	N 902 944 04	lock ring	37X1,99	X	
(8)	N 902 944 05	lock ring	37X2,02	X	
(8)	N 902 944 06	lock ring	37X2,05	X	
9	012 311 295 F	synchronizer ring	4.gear	1	
10	012 311 312 D	spring		1	
11	01E 311 115	needle cage	42X37X31,3	1	
(12)	01E 311 351 H	gear	4.gear Z=30/29	1	
13	01E 311 155	thrust washer		1	
14	N 902 944 05	lock ring	37X2,02	1	
15	012 311 123	needle sleeve	29X41X22	1	
20A	01E 311 423	sleeve	43X62X17	1	
20B	01E 311 431 A	inner ring	30,1X43X24	1	
21	N 042 455 1	lock ring	A30	1	
22	01E 311 413	thrust ring	6.gear	1	
23	01E 311 117	needle cage	30X35X32 6.gear	1	


Model	Year	MG	SG	Illustration	Restrictions	UPD	20:59	11.12.2006		ETKA
PA	2005	3	11	311-50		597	USA			

Pos	Part Number	Name	Remarks	Qty	Model	Pos	Part Number	Name	Remarks	Qty	Model
(24)	01E 311 362 A	gear	6.gear Z=26/38	1							
25	012 311 312 D	spring	6.gear	1							
26	012 311 295 F	synchronizer ring	6.gear	1							
28	01E 311 302	synchronizing hub with operating sleeve	5./6.gear	1							
30A	01E 311 122	inner ring	27X32X32,4 5.gear	1							
30B	01E 311 118	needle cage	32X37X32 5.gear	1							
31	012 311 295 F	synchronizer ring	5.gear	1							
32	012 311 312 D	spring		1							
(33)	01E 311 361 D	gear	5.gear Z=25/39	1							
34	01E 311 449	baffle plate		1							
35	N 905 140 01	lock ring	78X2,55	X							
(35)	N 905 140 02	lock ring	78X2,6	X							
(35)	N 905 140 03	lock ring	78X2,65	X							
(35)	N 905 140 04	lock ring	78X2,7	X							
36	01E 311 445	ball bearing	25X77,8X40,5	1							
37	01E 311 125	sleeve	41X58X16	1							
38	01E 311 308 A	union banto bolt with hex. socket hd.	M17X1	1							
40	01E 311 529 A	reverse gear	Z=22	1							
41	016 311 839 D	synchronizer ring	reverse gear	1							
42	016 311 859 C	pressure spring		1							
43	016 311 519 B	reverse gear shaft		1							
44	016 311 853 B	retaining plate		1							
45	016 311 861 C	spring clip		1							
46	088 301 291 A	bolt, hex. hd. with shoulder and shaft	M8X11,5/11X4,5	1							


Model	Year	MG	SG	Illustration	Restrictions	UPD	20:59	11.12.2006		ETKA
PA	2005	3	11	311-57		597	USA			

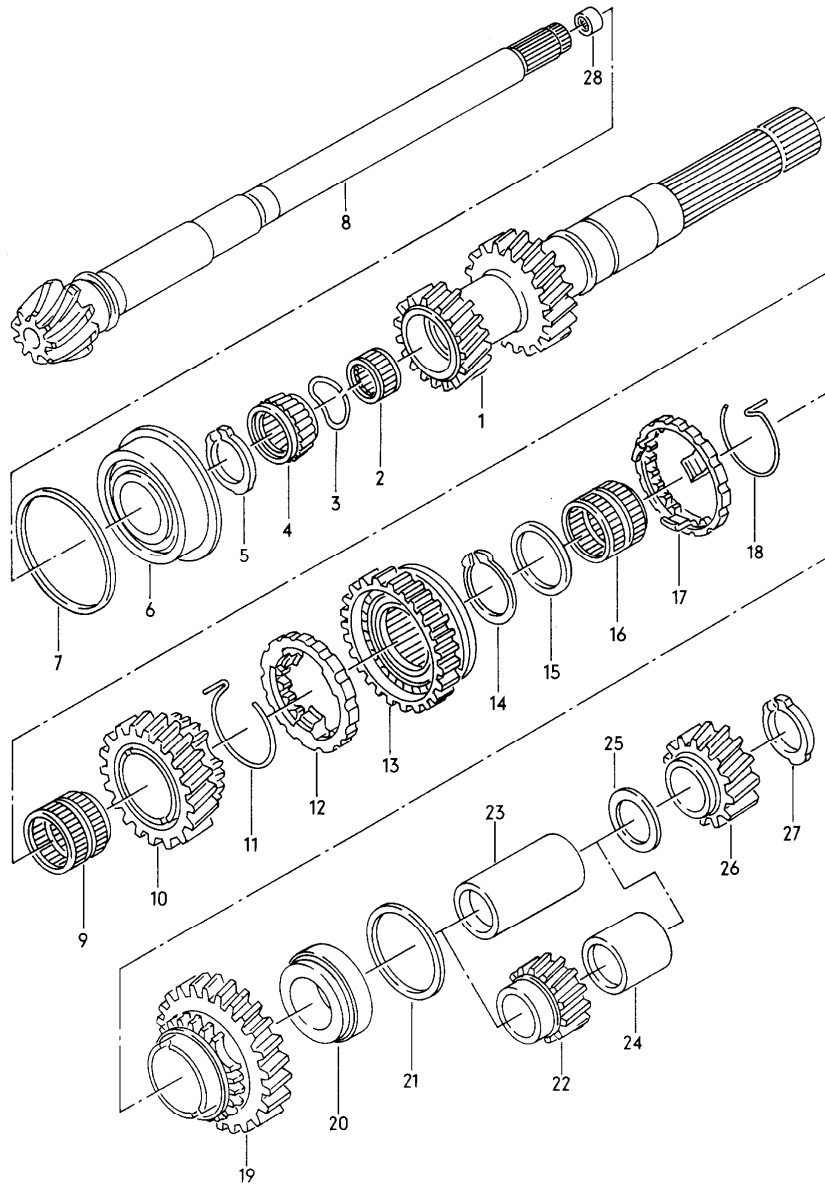


Pos	Part Number	Name	Remarks	Qty	Model
		output shaft gears and shafts 5 speed manual transmission for 4 wheel drive F 3B-4-000 001>>			GGH
1	01A 311 925 D	output shaft		1	
2		see illustration:	409-15		
3	01A 311 220	roller bearing		1	
4	01A 311 931	needle bearing -		1	
5	012 311 391	adjusting washer	0,4	X	
(5)	012 311 391 A	adjusting washer	0,45	X	
(5)	012 311 391 B	adjusting washer	0,5	X	
(5)	012 311 391 C	adjusting washer	0,55	X	
(5)	012 311 391 D	adjusting washer	0,6	X	
(5)	012 311 391 E	adjusting washer	0,65	X	
(5)	012 311 391 F	adjusting washer	0,7	X	
(5)	012 311 391 G	adjusting washer	0,75	X	
6	N 902 942 10	lock ring	36X2	X	
(6)	N 902 942 15	lock ring	36X2,03	X	
(6)	N 902 942 16	lock ring	36X2,09	X	
(6)	N 902 942 17	lock ring	36X2,12	X	
(6)	N 902 942 18	lock ring	36X2,15	X	
7	01A 311 325 A	needle bearing -	1.gear 75X80X14	1	
8	01A 311 207 C	needle bearing -	1.gear 48,5X53,5X14	1	
(9)	01A 311 250 H	gear	1.gear Z=34/9	1	GGH
10	01X 311 277 G	inner ring	67X11,5	2	
11	01X 311 259 G	intermediate ring	1./2.gear	2	
12	01X 311 247 G	synchronizer ring	1./2.gear	2	
13	01X 311 239 B	synchronizing hub with operating sleeve	1./2.gear	1	


Model	Year	MG	SG	Illustration	Restrictions	UPD	20:59	11.12.2006		ETKA
PA	2005	3	11	311-57		597	USA			

Pos	Part Number	Name	Remarks	Qty	Model	Pos	Part Number	Name	Remarks	Qty	Model
14	01X 311 314 B	thrust piece		3		30	01X 311 315	operating sleeve		2	
16	N 902 947 01	lock ring	47X1,9	X		31	01X 311 309	synchronizing hub	5.and reverse gear	1	
(16)	N 902 947 02	lock ring	47X1,93	X		32	N 902 944 01	lock ring	37X1,9	X	
(16)	N 902 947 03	lock ring	47X1,96	X		(32)	N 902 944 02	lock ring	37X1,93	X	
(16)	N 902 947 04	lock ring	47X1,99	X		(32)	N 902 944 03	lock ring	37X1,96	X	
(16)	N 902 947 05	lock ring	47X2,02	X		(32)	N 902 944 04	lock ring	37X1,99	X	
17	012 311 229 K	needle cage	2.gear 47X52X26,6	1		(32)	N 902 944 05	lock ring	37X2,02	X	
18	01X 311 277 B	inner ring	2.gear	1		(32)	N 902 944 06	lock ring	37X2,05	X	
(19)	012 311 260 G	gear	2.gear Z=37/17	1	GGH	33	012 311 234 E	needle cage	37X42X24,5	1	
21	012 311 131 BJ	gear	3.gear Z=40/28	1	GGH	34	01X 311 295 J	synchronizer ring	reverse gear	1	
22	N 902 946 02	lock ring	46X1,9	X		35	012 311 217 L	shift wheel for reverse gear	Z=31	1	
(22)	N 902 946 06	lock ring	46X2,02	X		36	N 902 944 07	lock ring	37X2,5	1	
(22)	N 902 946 09	lock ring	46X1,94	X		37	01A 311 375	roller bearing		1	
(22)	N 902 946 10	lock ring	46X1,98	X		38	01A 311 393	shim	79,8X0,45	X	
(22)	N 902 946 11	lock ring	46X2,06	X		(38)	01A 311 393 A	shim	79,8X0,5	X	
(23)	012 311 149 AT	gear	4.gear Z=35/34	1	GGH	(38)	01A 311 393 B	shim	79,8X0,55	X	
24	N 902 945 01	lock ring	38X2	X		(38)	01A 311 393 C	shim	79,8X0,6	X	
(24)	N 902 945 02	lock ring	38X2,16	X		(38)	01A 311 393 D	shim	79,8X0,65	X	
(24)	N 902 945 03	lock ring	38X2,2	X		(38)	01A 311 393 E	shim	79,8X0,7	X	
(24)	N 902 945 04	lock ring	38X2,24	X		(38)	01A 311 393 F	shim	79,8X0,75	X	
(24)	N 902 945 05	lock ring	38X2,28	X		(38)	01A 311 393 G	shim	79,8X0,8	X	
25	012 311 116 G	needle cage	5.gear 38X43X27	1		(38)	01A 311 393 H	shim	79,8X0,85	X	
(26)	012 311 159 EJ	gear	5.gear Z=31/37	1	GGH	39	01A 301 251 A	ring		1	
27	01X 311 312 A	spring	5.gear	1		40	01A 301 193 A	rubber ring	60X80X7	1	
28	01X 311 295 J	synchronizer ring	5.gear	2							
29	N 902 945 01	lock ring	38X2	X							


Model	Year	MG	SG	Illustration	Restrictions	UPD	20:59	11.12.2006		ETKA
PA	2005	3	11	311-58		597	USA			

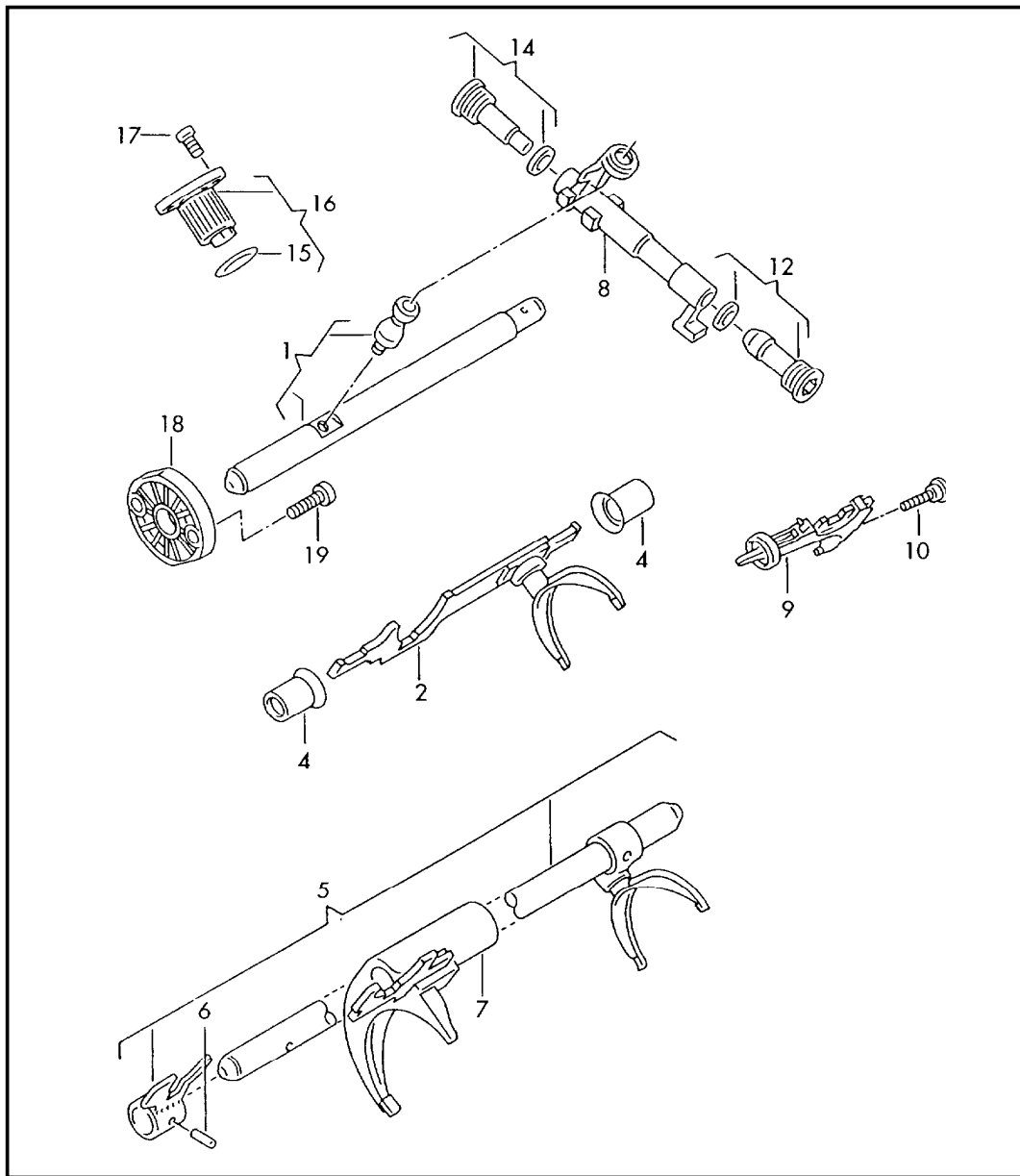


Pos	Part Number	Name	Remarks	Qty	Model
		output shaft gears and shafts 6 speed manual transmission for 4 wheel drive			FRR
(1)	01E 311 925 C	output shaft	Z=32/29	1	
2	01E 311 931	needle bearing -	16X33X28	1	
3	016 311 946	spring washer		1	
4	01E 311 941	taper roller bearing	47, 35X36, 7	1	
5	N 905 138 02	lock ring	41, 28X2, 34	X	
(5)	N 905 138 03	lock ring	41, 28X2, 36	X	
(5)	N 905 138 04	lock ring	41, 28X2, 38	X	
(5)	N 905 138 05	lock ring	41, 28X2, 4	X	
(5)	N 905 138 06	lock ring	41, 28X2, 42	X	
(5)	N 905 138 07	lock ring	41, 28X2, 44	X	
(5)	N 905 138 08	lock ring	41, 28X2, 46	X	
(5)	N 905 138 09	lock ring	41, 28X2, 48	X	
6	01E 311 220 A	taper roller bearing	42X95X26, 3	1	
(7)	01E 311 391 J	adjusting washer	95, 1X104X0, 45	X	
(7)	01E 311 391 K	adjusting washer	95, 1X104X0, 49	X	
(7)	01E 311 391 L	adjusting washer	95, 1X104X0, 53	X	
(7)	01E 311 391 N	adjusting washer	95, 1X104X0, 61	X	
(7)	01E 311 391 P	adjusting washer	95, 1X104X0, 65	X	
(7)	01E 311 391 Q	adjusting washer	95, 1X104X0, 69	X	
(7)	01E 311 391 R	adjusting washer	95, 1X104X0, 73	X	
(7)	01E 311 391 G	adjusting washer	0, 8	X	
(7)	01E 311 391 AA	adjusting washer	95, 1X104X0, 85	X	
8		output shaft see illustration:	409-25		
9	01E 311 229	needle cage	47, 5X52, 5X30	1	
10	01E 311 271 B	gear	2.gear Z=34/18	1	


Model	Year	MG	SG	Illustration	Restrictions	UPD	20:59	11.12.2006		ETKA
PA	2005	3	11	311-58		597	USA			

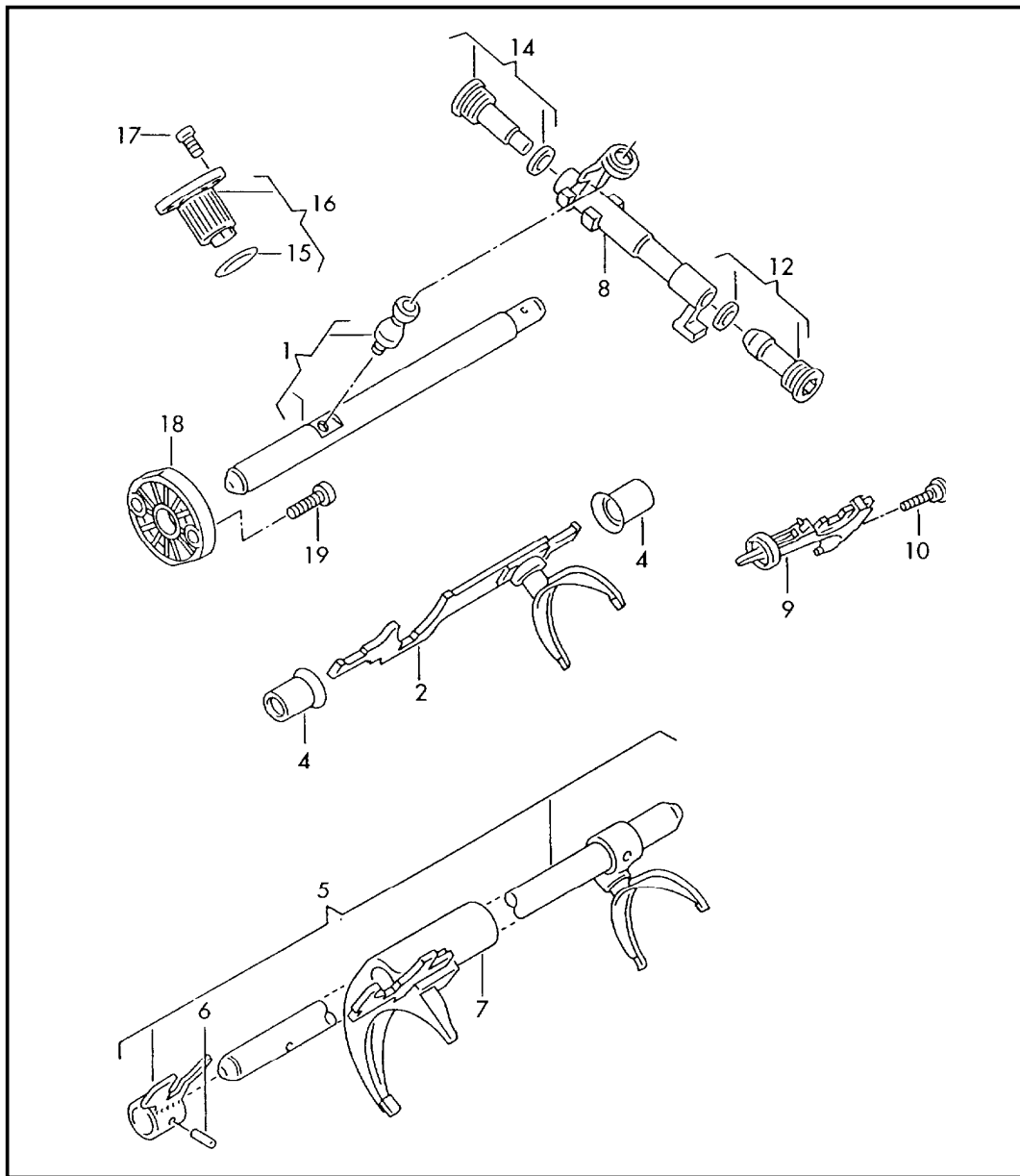
Pos	Part Number	Name	Remarks	Qty	Model	Pos	Part Number	Name	Remarks	Qty	Model
11	012 311 311 D	spring	2.gear	1		(25)	016 311 391 Q	shim	1,15	1	
12	012 311 247 F	synchronizer ring	2.gear	1		(25)	016 311 391 R	shim	1,25	1	
13	01E 311 239 H	synchronizing hub	1./2.gear	1		(25)	016 311 391 S	shim	1,35	1	
14	N 902 947 01	lock ring	47X1,9	X		(26)	01E 311 159 C	gear	5.gear Z=30/35	1	
(14)	N 902 947 02	lock ring	47X1,93	X		27	N 905 138 01	lock ring	41,28X2,32	X	
(14)	N 902 947 03	lock ring	47X1,96	X		(27)	N 905 138 02	lock ring	41,28X2,34	X	
(14)	N 902 947 04	lock ring	47X1,99	X		(27)	N 905 138 03	lock ring	41,28X2,36	X	
(14)	N 902 947 05	lock ring	47X2,02	X		(27)	N 905 138 04	lock ring	41,28X2,38	X	
15	01E 311 873	thrust washer	1	1		(27)	N 905 138 05	lock ring	41,28X2,4	X	
16	01E 311 207	needle cage	47,5X52,5X32,9	1		(27)	N 905 138 06	lock ring	41,28X2,42	X	
17	012 311 247 F	synchronizer ring	1.gear	1		(27)	N 905 138 07	lock ring	41,28X2,44	X	
18	012 311 311 D	spring	1.gear	1		(27)	N 905 138 08	lock ring	41,28X2,46	X	
19	01E 311 257 F	gear	1.gear Z=28/8	1		(27)	N 905 138 09	lock ring	41,28X2,48	X	
20	016 311 375 Q	roller bearing	41,2X79,2X28,7	1		(27)	N 905 138 10	lock ring	41,28X2,5	X	
(21)	01E 311 393 K	adjusting washer	69,8X79X0,45	X		28	01E 311 807	needle sleeve	12X18X12	1	
(21)	01E 311 393 L	adjusting washer	69,8X79X0,49	X							
(21)	01E 311 393 M	adjusting washer	69,8X79X0,53	X							
(21)	01E 311 393 P	adjusting washer	69,8X79X0,61	X							
(21)	01E 311 393 Q	adjusting washer	69,8X79X0,65	X							
(21)	01E 311 393 R	adjusting washer	69,8X79X0,69	X							
(21)	01E 311 393 S	adjusting washer	69,8X79X0,73	X							
(21)	01E 311 393 AA	adjusting washer	69,8X79X0,81	X							
(21)	01E 311 393 AB	adjusting washer	69,8X79X0,85	X							
(21)	01E 311 393 P	adjusting washer	69,8X79X0,61	X							
			also use:								
			01E 311 393 Q	X							
(22)	01E 311 160 A	gear	6.gear Z=26/38	1							
24	01E 311 230 A	spacer bushing		1							
25	016 311 391 P	shim	1,05	1							

Model	Year	MG	SG	Illustration	Restrictions	UPD	20:59	11.12.2006		ETKA
PA	2005	3	11	311-86		597	USA			




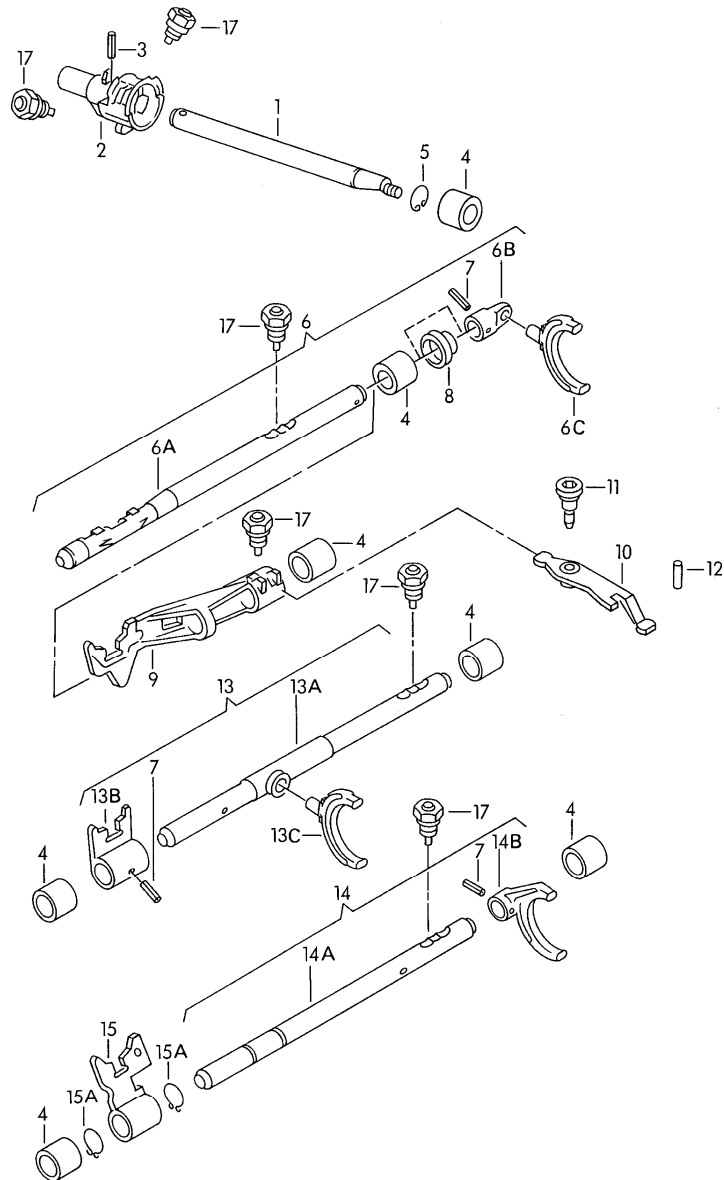
Pos	Part Number	Name	Remarks	Qty	Model
		shift rod selector shaft selector fork for 5 speed manual transmiss.			DVZ, EZG, GFN, GFY
1	012 311 505	shift rod		1	
2	012 311 559 D	selector shaft	3./4.gear	1	
4	012 301 120 C	ball sleeve	3./4.gear	2	
5	012 311 575 D	selector shaft	5.and reverse gear	1	
6	N 023 332 1	pin	6X24	2	
7	012 311 549	selector fork	1./2.gear	1	
8	012 311 617 E	relay shaft		1	
9	012 311 628 A	locking segment		1	DVZ, EZG
(9)	012 311 741	locking segment		1	GFN, GFY
10	012 301 291	innensechsrund-zyl-bundschr.	M8X29,7	1	
12	012 311 718 D	stop screw	M22X1,5 left	1	
14	012 311 720 D	stop screw	M26X1,5 right	1	
15	N 903 541 01	round seal	22X2	1	
16	012 311 691 A	locking unit		1	
17	+ N 903 663 03	screw, cheese hd., self-locking	M8X22	2	
18	012 301 451	cover for gearshift rod		1	
19	N 903 660 01	innensechsrund-linsenschraube	M8X36-E-PC	2	

Model	Year	MG	SG	Illustration	Restrictions	UPD	20:59	11.12.2006		ETKA
PA	2005	3	11	311-88		597	USA			




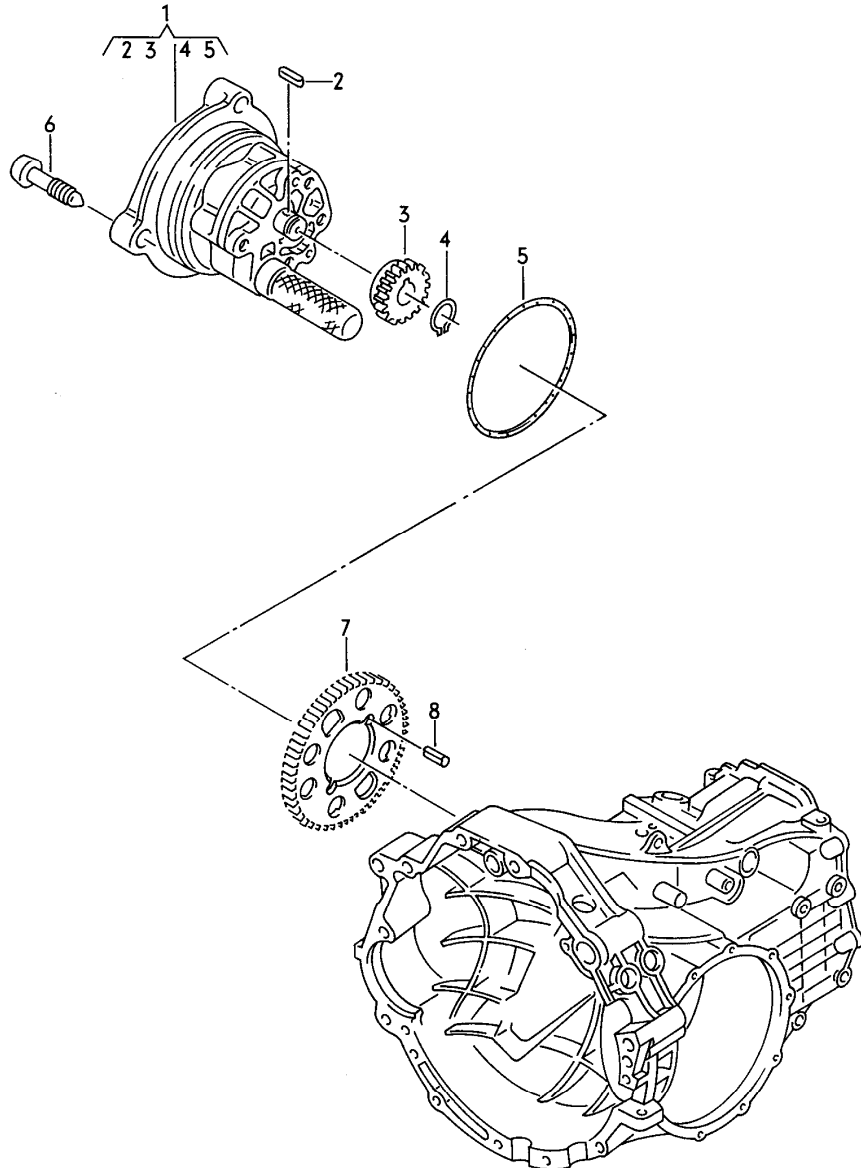
Pos	Part Number	Name	Remarks	Qty	Model
		shift rod selector shaft selector fork 5 speed manual transmission for 4 wheel drive			GGH
1	012 311 505	shift rod		1	
2	012 311 559 D	selector shaft	3./4.gear	1	
4	012 301 120 C	ball sleeve	3./4.gear	2	
5	012 311 575 D	selector shaft	5.and reverse gear	1	
6	N 023 332 1	pin	6X24	2	
7	012 311 549	selector fork	1./2.gear	1	
8	012 311 617 E	relay shaft		1	
(9)	012 311 741	locking segment		1	GGH
10	012 301 291	innensechsrund-zyl-bundschr.	M8X29,7	1	
12	012 311 718 D	stop screw	M22X1,5 left	1	
14	012 311 720 D	stop screw	M26X1,5 right	1	
15	N 903 541 01	round seal	22X2	1	
16	012 311 691 A	locking unit		1	
17	+ N 903 663 03	screw, cheese hd., self-locking	M8X22	2	
18	012 301 451	cover for gearshift rod		1	
19	N 903 660 01	innensechsrund-linsenschraube	M8X36-E-PC	2	

Model	Year	MG	SG	Illustration	Restrictions	UPD	21:00	11.12.2006		ETKA
PA	2005	3	11	311-92		597	USA			




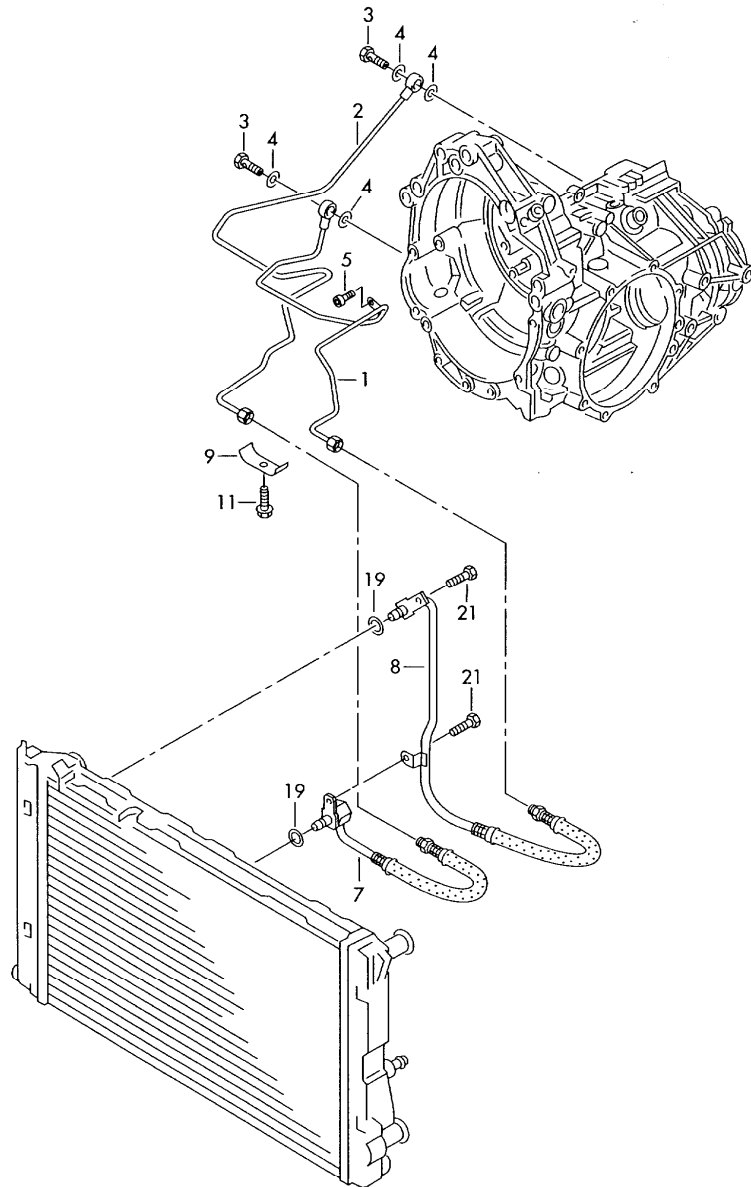
Pos	Part Number	Name	Remarks	Qty	Model
		shift rod selector shaft selector fork for 6 speed manual transmiss. 4 wheel drive			FRR
1	01E 311 543	shift rod		1	
2	01E 311 545 F	shift cylinder		1	
3	N 023 332 1	pin	6X24	1	
4	01E 311 572	ball sleeve	16X24X25,5	7	
5	N 012 301 1	lock ring	24X1,2	1	
6	01E 311 575	selector shaft	5./6.gear	1	
(6C)	01E 311 561 B	selector fork	5./6.gear	1	
7	N 023 332 1	pin	6X24	3	
9	01E 311 579 B	drag lever	reverse gear	1	
10	01E 311 583	relay lever	reverse gear	1	
(11)	01E 311 589 A	screw, cheese hd.		1	
12	013 311 647 B	dowel pin	7X28	1	
13	01E 311 559 A	selector shaft	3./4.gear	1	
(13C)	01E 311 561 B	selector fork	3./4.gear	1	
14	01E 311 549	selector shaft with selec.fork	1./2.gear	1	
15	01E 311 550 B	carrier	1./2.gear	1	
15A	N 900 811 01	lock ring	16X1,5	1	

Model	Year	MG	SG	Illustration	Restrictions	UPD	21:00	11.12.2006		ETKA
PA	2005	3	15	315-10		597	USA			




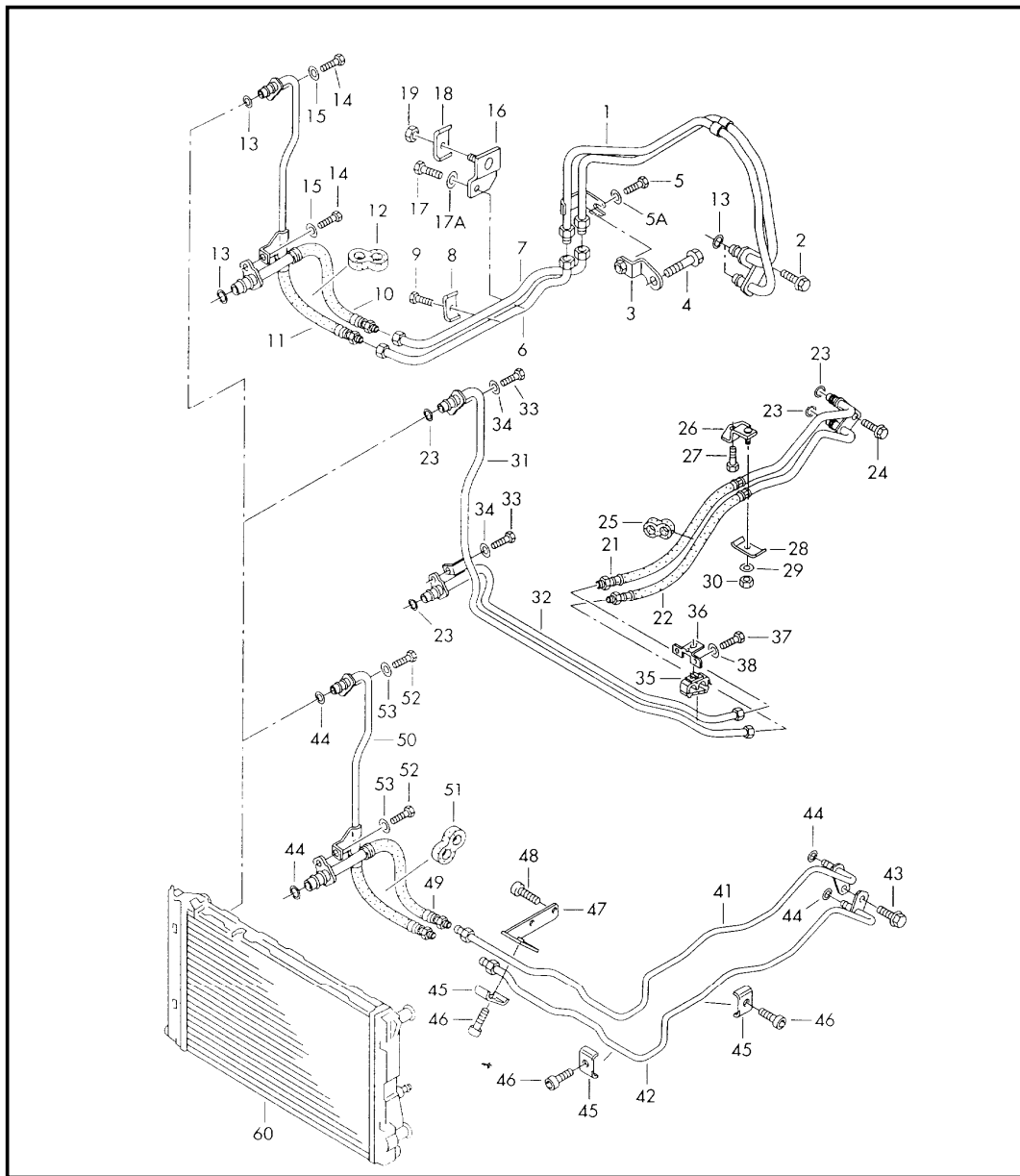
Pos	Part Number	Name	Remarks	Qty	Model
		oil pump for 6 speed manual transmiss.			FRR
1	01E 315 105 C	oil pump		1	
2	N 014 946 1	feather spring	A4X4X8	1	
3	01E 315 021	drive gear	Z=19	1	
4	N 012 412 1	lock ring	12X1	1	
5	010 409 580	round seal		1	
6	N 903 660 01	innensechsrund-linsenschraube	M8X36-E-PC	3	
7	01E 315 023 K	drive gear	Z=73	1	
8	N 023 332 1	pin	6X24	1	

Model	Year	MG	SG	Illustration	Restrictions	UPD	21:00	11.12.2006		ETKA
PA	2005	3	17	317-11		597	USA			




Pos	Part Number	Name	Remarks	Qty	Model
		oil pressure line for gear oil cooling for 6 speed manual transmiss.			FRR
1	3B7 317 817 A	oil pressure line		1	
2	3B7 317 818 A	oil pressure line		1	
3	1J0 422 269 B	banjo bolt	M16X1,5	2	
4	+ N 013 844 4	sealing washer	16X20X1,5	2	
5	N 903 660 01	innensechsrund-linsenschraube	M8X36-E-PC	1	
7	3B7 317 825	oil pressure line		1	
8	3B7 317 826	oil pressure line		1	
9	4B3 317 833	clamp		1	
11	N 090 364 2	bolt, hex. hd. (combi.)	M6X35	1	
19	+ N 906 660 01	round seal	11,5X3	2	
21	N 100 037 03	bolt, hex. hd. with shoul. (combi)	M6X17	2	


Model	Year	MG	SG	Illustration	Restrictions	UPD	21:00	11.12.2006		ETKA
PA	2005	3	17	317-60		597	USA			

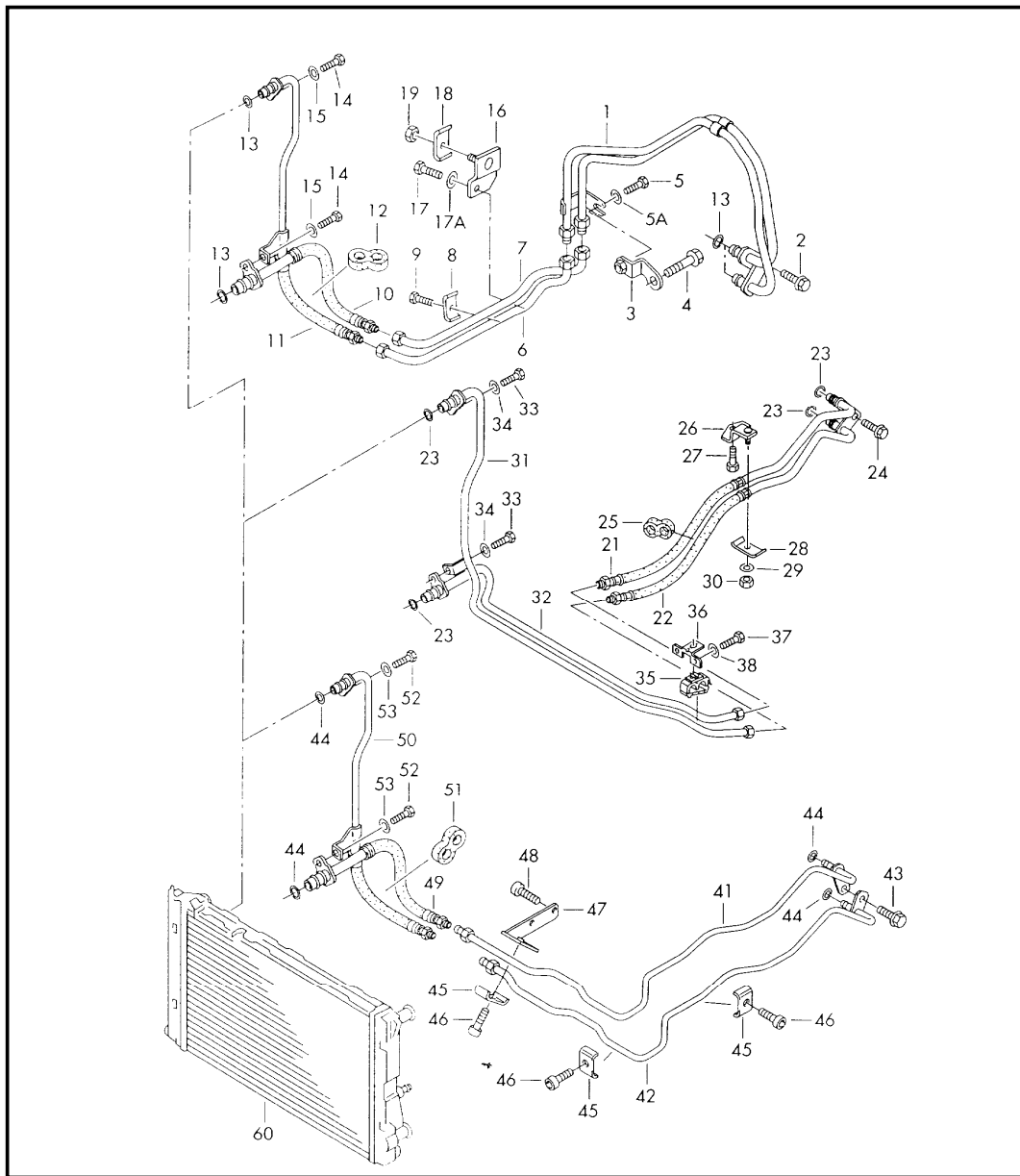


Pos	Part Number	Name	Remarks	Qty	Model
		oil pressure line for gear oil cooling for 5 speed automatic transm.	6 cylinder		EZZ
1	4B0 317 815 A	oil pressure line		1	
2	N 090 329 2	bolt, hex. hd. (combi.)	M8X26-Z1	1	
3	8D0 317 829 N	bracket		1	
4	N 905 505 04	bolt, hex. hd. with shoulder	M12X110X50	1	
5	+ N 010 287 3	screw, hex. hd.	M6X16	1	
5A	+ N 011 547 6	washer	A6,5X14X1,6	1	
6	8D0 317 821	oil pressure line		1	
7	8D0 317 822	oil pressure line		1	
8	4A0 317 171	clamp		1	
9	N 010 218 10	screw, hex. hd.	M6X25	1	
10	8D0 317 825 D	oil pressure line		1	
11	8D0 317 826 D	oil pressure line		1	
12	893 117 211 A	protective tube		1	
13	+ N 906 660 01	round seal	11,5X3	4	
14	+ N 010 215 27	screw, hex. hd.	M6X15	2	
15	+ N 011 524 23	washer	A6,4X12,5X1,6	2	
		oil pressure line for gear oil cooling for 5 speed automatic transm.	4 cylinder		EZS,GMR
21	8D0 317 826 Q	oil pressure line		1	
22	8D0 317 825 P	oil pressure line		1	
23	+ N 906 660 01	round seal	11,5X3	4	
24	N 090 329 2	bolt, hex. hd. (combi.)	M8X26-Z1	1	
25	893 117 211 A	protective tube		1	
-	035 121 625 F	protective tube		1	
(26)	4B0 317 827 N	bracket		1	
27	+ N 010 215 27	screw, hex. hd.	M6X15	1	


Model	Year	MG	SG	Illustration	Restrictions	UPD	21:00	11.12.2006		ETKA
PA	2005	3	17	317-60		597	USA			

Pos	Part Number	Name	Remarks	Qty	Model	Pos	Part Number	Name	Remarks	Qty	Model
-	+ N 011 524 23	washer	A6,4X12,5X1,6	1							
28	4A0 317 171 A	clamp		1							
30	N 010 218 10	screw, hex. hd.	M6X25	1							
31	8D0 317 823 B	oil pressure line		1							
32	8D0 317 821 K	oil pressure line		1							
33	+ N 010 215 27	screw, hex. hd.	M6X15	2							
34	+ N 011 524 23	washer	A6,4X12,5X1,6	2							
35	8D0 317 829 B	bracket		1							
36	8D0 317 829 C	bracket		1							
37	+ N 010 215 27	screw, hex. hd.	M6X15	2							
38	+ N 011 524 23	washer	A6,4X12,5X1,6	2							


Model	Year	MG	SG	Illustration	Restrictions	UPD	21:00	11.12.2006		ETKA
PA	2005	3	17	317-70		597	USA			

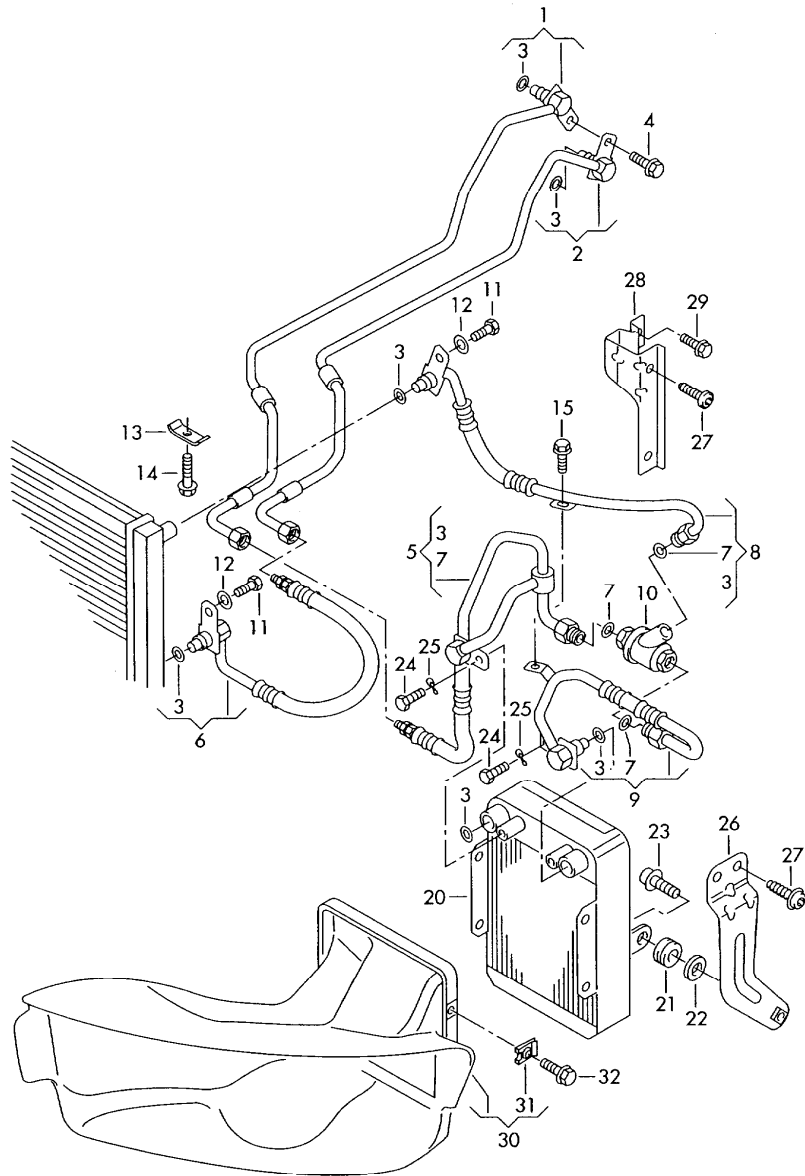


Pos	Part Number	Name	Remarks	Qty	Model
		oil pressure line for gear oil cooling 5 speed automatic transmission for 4 wheel drive	6 cylinder		FAS
1	4B0 317 815 A	oil pressure line		1	
2	N 090 329 2	bolt, hex. hd. (combi.)	M8X26-Z1	1	
3	8D0 317 829 N	bracket		1	
4	N 905 505 04	bolt, hex. hd. with shoulder	M12X110X50	1	
5	+ N 010 287 3	screw, hex. hd.	M6X16	1	
5A	+ N 011 547 6	washer	A6, 5X14X1,6	1	
6	8D0 317 821	oil pressure line		1	
7	8D0 317 822	oil pressure line		1	
8	4A0 317 171	clamp		1	
9	N 010 218 10	screw, hex. hd.	M6X25	1	
10	8D0 317 825 D	oil pressure line		1	
11	8D0 317 826 D	oil pressure line		1	
12	893 117 211 A	protective tube		1	
13	+ N 906 660 01	round seal	11, 5X3	4	
14	+ N 010 215 27	screw, hex. hd.	M6X15	2	
15	+ N 011 524 23	washer	A6, 4X12, 5X1,6	2	
60		radiator	see illustration: 121-70	1	
		oil pressure line for gear oil cooling 5 speed automatic transmission for 4 wheel drive	4 cylinder		FAL
21	8D0 317 826 Q	oil pressure line		1	
22	8D0 317 825 P	oil pressure line		1	
23	+ N 906 660 01	round seal	11, 5X3	4	
24	N 090 329 2	bolt, hex. hd. (combi.)	M8X26-Z1	1	


Model	Year	MG	SG	Illustration	Restrictions	UPD	21:00	11.12.2006		ETKA
PA	2005	3	17	317-70		597	USA			

Pos	Part Number	Name	Remarks	Qty	Model	Pos	Part Number	Name	Remarks	Qty	Model
25	893 117 211 A	protective tube		1							
-	035 121 625 F	protective tube		1							
(26)	4B0 317 827 N	bracket		1							
27	+ N 010 215 27	screw, hex. hd.	M6X15	1							
-	+ N 011 524 23	washer	A6, 4X12, 5X1, 6	1							
28	4A0 317 171 A	clamp		1							
30	N 010 218 10	screw, hex. hd.	M6X25	1							
31	8D0 317 823 B	oil pressure line		1							
32	8D0 317 821 K	oil pressure line		1							
33	+ N 010 215 27	screw, hex. hd.	M6X15	2							
34	+ N 011 524 23	washer	A6, 4X12, 5X1, 6	2							
35	8D0 317 829 B	bracket		1							
36	8D0 317 829 C	bracket		1							
37	+ N 010 215 27	screw, hex. hd.	M6X15	2							
38	+ N 011 524 23	washer	A6, 4X12, 5X1, 6	2							
60		radiator	see illustration:	1							
			121-70								


Model	Year	MG	SG	Illustration	Restrictions	UPD	21:00	11.12.2006		ETKA
PA	2005	3	17	317-80		597	USA			

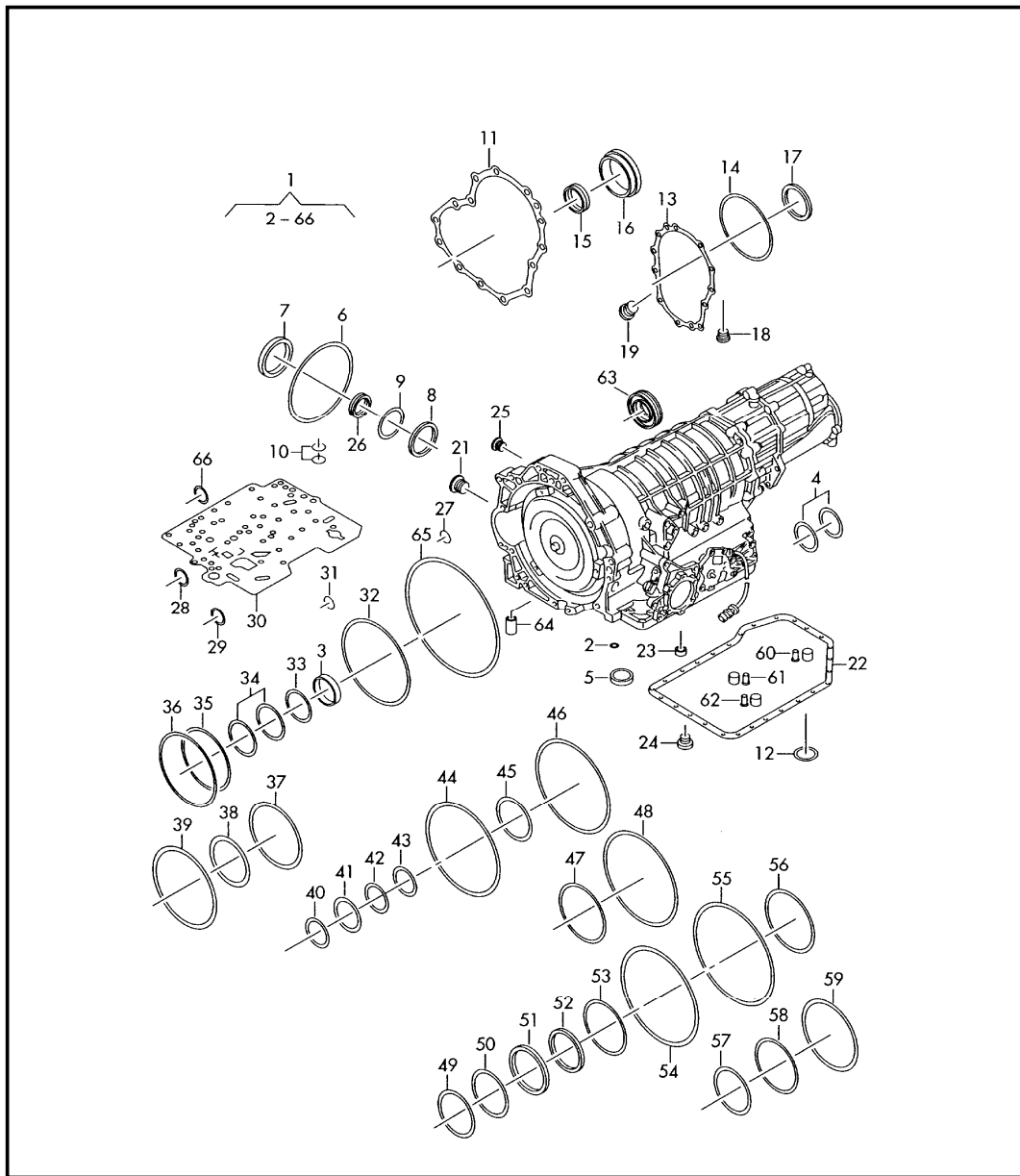


Pos	Part Number	Name	Remarks	Qty	Model
		oil pressure line for gear oil cooling 5 speed automatic transmission for 4 wheel drive	8 cylinder		GAK
1	3B0 317 822 B	oil pressure line		1	
2	3B0 317 824 B	oil pressure line		1	
3	+ N 906 660 01	round seal	11,5X3	6	
4	N 090 329 2	bolt, hex. hd. (combi.)	M8X26-Z1	1	
5	3B0 317 822 C	oil pressure line		1	
6	3B0 317 824 C	oil pressure line		1	
7	N 903 038 01	round seal	9X1,5	3	
8	3B0 317 821	oil pressure line		1	
9	3B0 317 823	oil pressure line		1	
11	+ N 010 212 26	screw, hex. hd.	M6X12	2	
12	+ N 012 226 5	spring washer	B6X12X0,5	2	
13	4B3 317 833	clamp		1	
14	N 090 364 2	bolt, hex. hd. (combi.)	M6X35	1	
15	+ N 100 091 04	bolt, hex. hd. (combi.)	M6X12	1	
20	4D0 317 021 C	oil cooler		1	
21	4D0 317 867 A	rubber mounting		3	
22	441 903 127	mounting		3	
23	N 102 261 02	socket hd. screw with collar	M6X16	4	
24	+ N 010 216 12	screw, hex. hd.	M6X18	2	
25	+ N 012 226 5	spring washer	B6X12X0,5	2	
26	3B0 317 827 A	bracket		1	
27	N 908 073 01	innensechsrund-linsenbund-schraube, selbstsichernd	M6X25-H	2	
28	3B0 317 827	bracket		1	
29	+ N 019 533 4	bolt, hex. hd. with shoulder	M8X20	2	
30	3B0 317 017 A	air duct		1	


Model	Year	MG	SG	Illustration	Restrictions	UPD	21:00	11.12.2006		ETKA
PA	2005	3	17	317-80		597	USA			

Pos	Part Number	Name	Remarks	Qty	Model	Pos	Part Number	Name	Remarks	Qty	Model
31	N 903 425 03	speed nut	M6X19,5X18	2							
32	N 908 913 01	innensechsrund-linsenschraube (kombi)	M6X20-E-SP	2							


Model	Year	MG	SG	Illustration	Restrictions	UPD	21:01	11.12.2006		ETKA
PA	2005	3	21	321-51		597	USA			

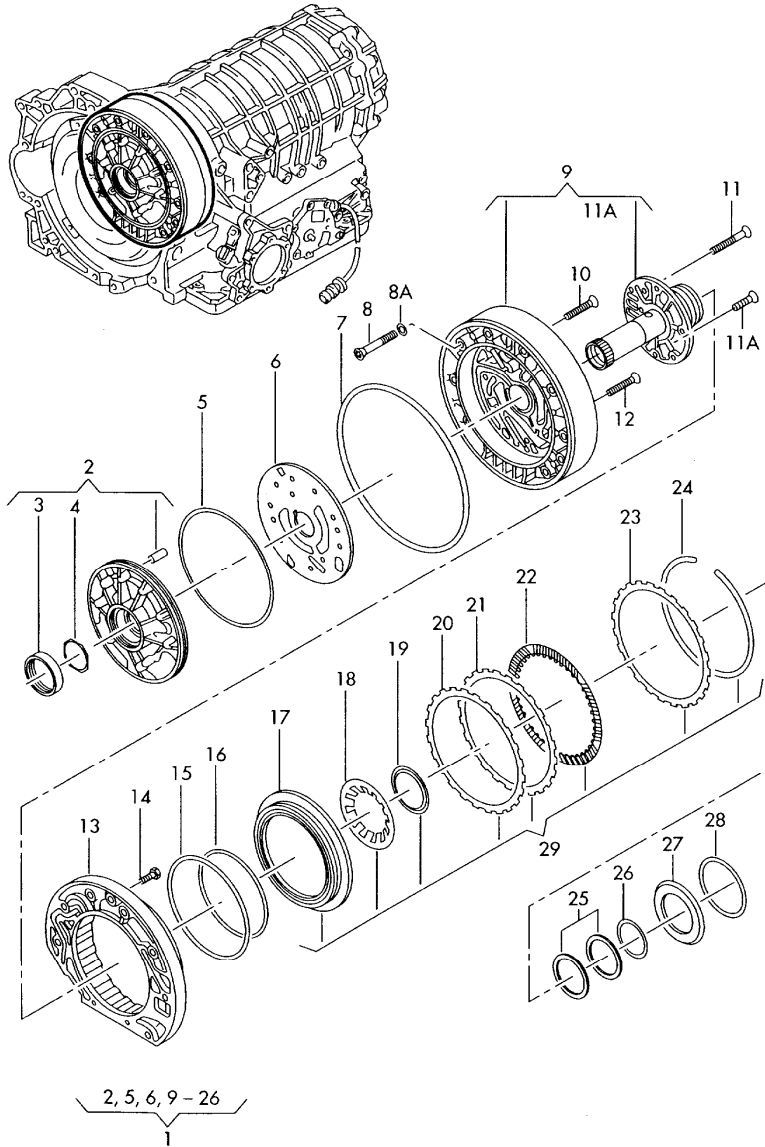


Pos	Part Number	Name	Remarks	Qty	Model
		gasket set 5 speed automatic transmission complete			EZS, EZZ, GMR, FAL, FAS, GAK
1	01V 398 211	set of gaskets for 5 speed automatic transmission		1	
2	01V 321 419	round seal		1	
3	01F 321 243	radial shaft seal	45X58X7	1	
4	01V 927 322 A	round seal		1	
5	01V 325 443	gasket		1	
6	01V 409 133 A	round seal		1	
7	01V 409 399	seal	right	1	
8	01L 409 399	seal	left	1	
9	01V 409 133	round seal	left	1	
10	N 903 684 01	round seal	14, 5X2	1	
11	01V 321 381	gasket		1	
12	01V 321 379	sealing washer		1	
13	01V 321 381 A	gasket		1	
14	01V 409 133 B	round seal		1	
15	01V 409 400 B	seal		1	
16	01V 409 400 A	seal		1	
17	018 409 399 B	seal		1	
18	01V 409 057 A	plug with seal	M12X1,5	1	
19	01V 409 057	plug with seal		1	
20	01F 321 835	seal		1	
21	018 321 377 B	plug with seal		1	
22	01V 321 371	gasket for oil pan		1	
23	01V 321 376	plug	M30X1,5	1	
24	01V 321 377	drain plug	M16X1,5	1	


Model	Year	MG	SG	Illustration	Restrictions	UPD	21:01	11.12.2006		ETKA
PA	2005	3	21	321-51		597	USA			

Pos	Part Number	Name	Remarks	Qty	Model	Pos	Part Number	Name	Remarks	Qty	Model
25	01V 409 057	plug with seal		1							
26	01V 409 529	seal		1							
27	01F 321 386 C	round seal		1							
28-66		to be used for:	POS.1								


Model	Year	MG	SG	Illustration	Restrictions	UPD	21:01	11.12.2006		ETKA
PA	2005	3	21	321-56		597	USA			

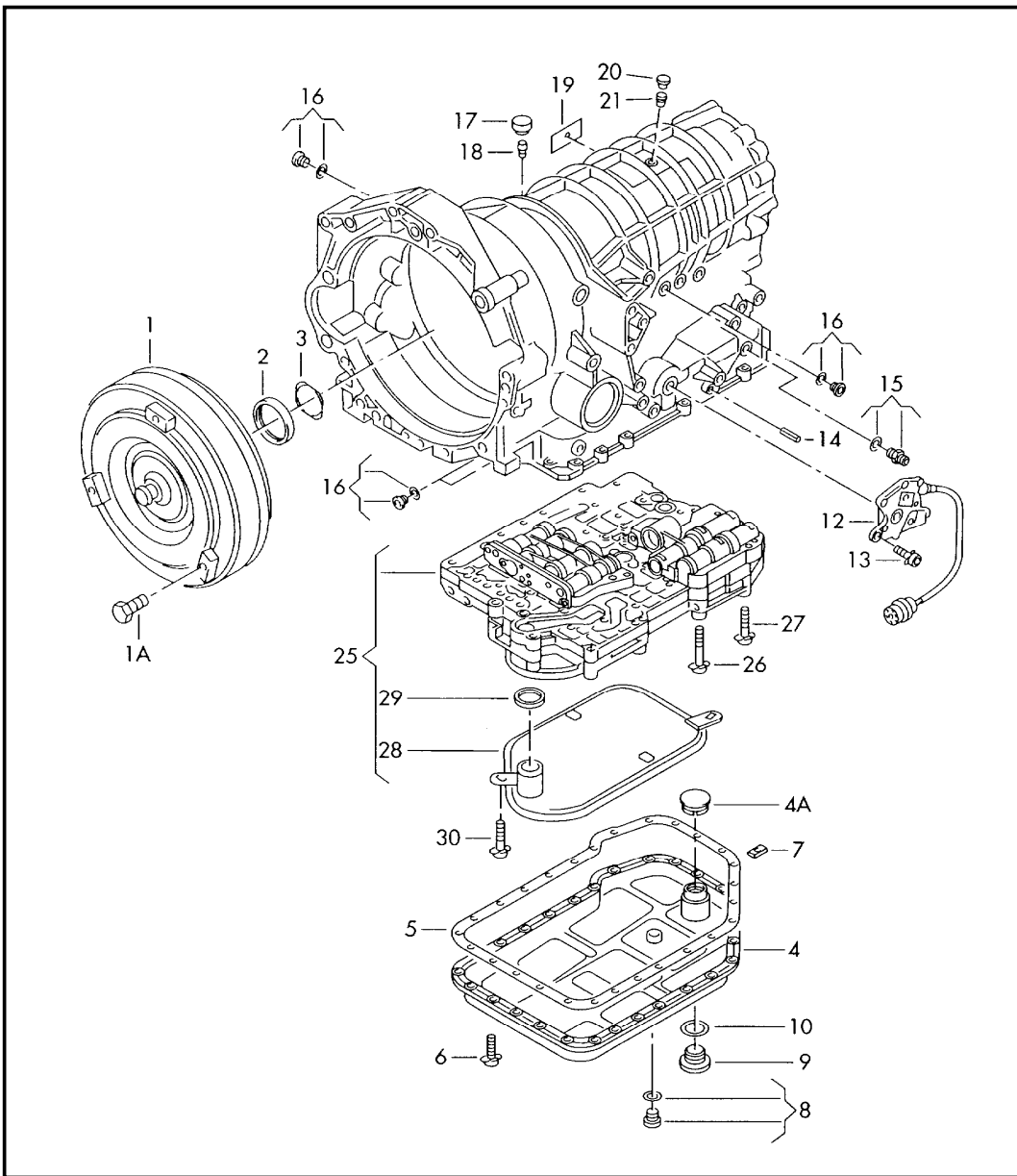


Pos	Part Number	Name	Remarks	Qty	Model
1	01V 321 281 C	oil pump for 5 speed automatic transm.		1	EZS, EZZ, GMR, FAL, FAS, GAK
		oil pump	with:		
		set of discs			
(1)	01V 321 281 D	oil pump	with:	1	GAK
		set of discs			
(1)	01V 321 281 E	oil pump	with:	1	GMR
		set of discs			
2	01V 321 241	oil pump		1	
3	01F 321 243	radial shaft seal		1	
4	01V 323 572	thrust washer		1	
5		to be used for:	01V 398 211	1	
6	01V 321 445	intermediate plate		1	
7		to be used for:	01V 398 211	1	
8	01V 321 453 E	bolt, with polygon socket hd. (combi.)	M6X65	9	
9	01V 321 453	intermediate plate		1	
10	01V 321 453 C	bolt, with polygon socket hd. (combi.)	M6X48	1	
11	01V 321 453 D	bolt, with polygon socket hd. (combi.)	M5X55	1	
11A	01V 321 453 A	bolt, with polygon socket hd. (combi.)	M6X20	5	
12	01V 321 453 B	bolt, with polygon socket hd. (combi.)	M6X40	8	
14	01V 321 453 F	bolt, with polygon socket hd. (combi.)	M5X14	3	
25		to be used for:	01V 398 211	1	
26		to be used for:	01V 398 211	1	
27	01V 321 157	needle bearing -		1	
28	01V 398 208	1 set of thrust washers		1	
29	01V 398 204 A	set of discs		1	EZS, EZZ, FAL, FAS


Model	Year	MG	SG	Illustration	Restrictions	UPD	21:01	11.12.2006		ETKA
PA	2005	3	21	321-56		597	USA			

Pos	Part Number	Name	Remarks	Qty	Model	Pos	Part Number	Name	Remarks	Qty	Model
(29)	01V 398 204 B	set of discs		1	GMR,GAK						


Model	Year	MG	SG	Illustration	Restrictions	UPD	21:01	11.12.2006		ETKA
PA	2005	3	21	321-60		597	USA			

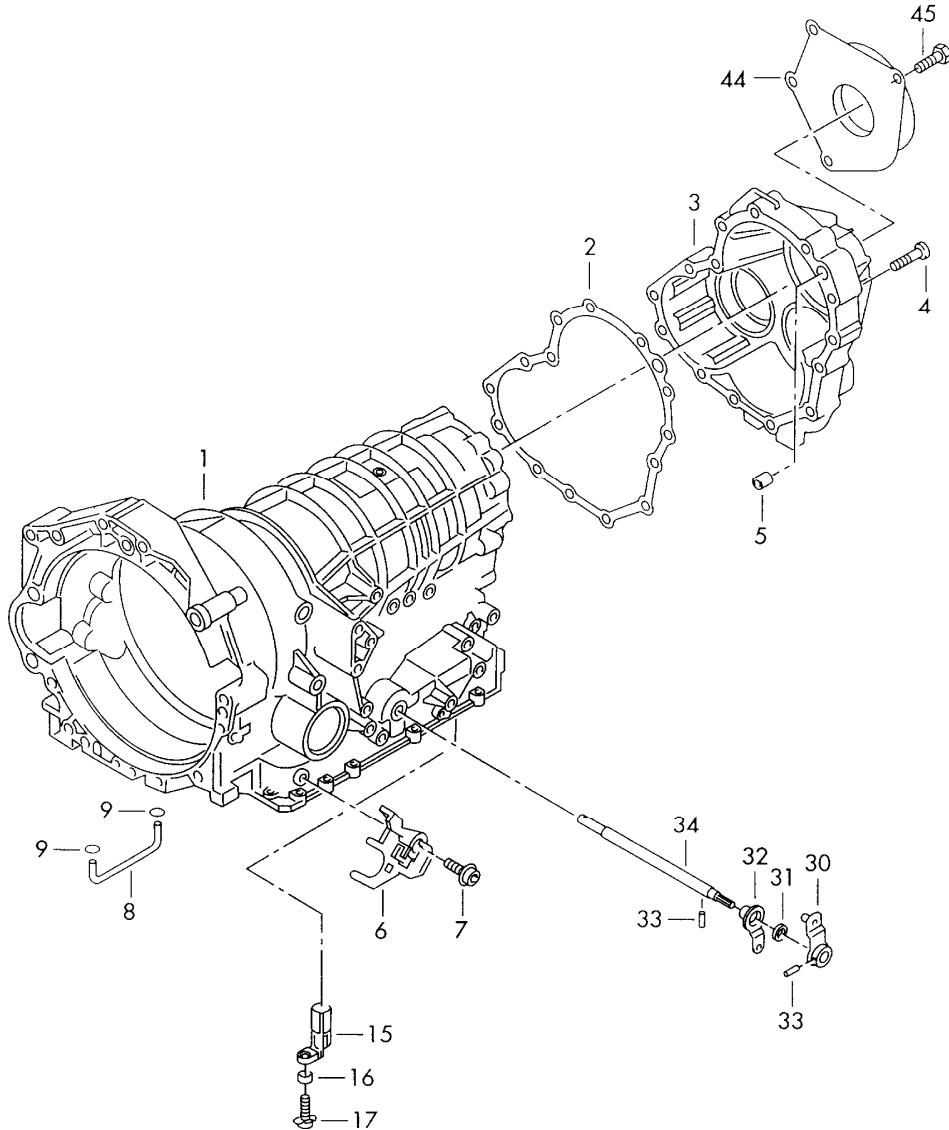


Pos	Part Number	Name	Remarks	Qty	Model
		torque converter valve body for 5 speed automatic transm.			EZS, EZZ, GMR
1	01V 323 571 G	torque converter code letter: A33		1	EZS
(1)	01V 323 571 D	torque converter code letter: N28		1	EZZ
(1)	01V 323 572 B	torque converter code letter: Q61		1	GMR
1A	N 906 916 01	bolt, with hex. socket hd. (combi.)	M10X1X17	3	
2	01F 321 243	radial shaft seal		1	
3	01V 323 572	thrust washer		1	
(4)	01V 321 359 B	oil sump		1	
4A	01V 321 432	cap		1	
5	01V 321 371	gasket for oil pan		1	
6	01V 321 373	bolt, with hex. socket hd. (combi.)	M6X20	27	
8	01V 321 377	drain plug	M16X1,5	1	
9	01V 321 376	plug	M30X1,5	1	
10	01V 321 379	sealing washer		1	
12		multi-function switch for automatic transmission see illustration:	927-60	1	
13		bolt, with hex. socket hd. (combi.) see illustration:	927-60	1	
14	01V 321 544	dowel pin		1	
18	01V 301 469	breather assy.		1	
20	01V 409 845	breather assy. cover		1	
21	01V 409 847	breather tube		1	
25		valve body see illustration:	927-60	1	


Model	Year	MG	SG	Illustration	Restrictions	UPD	21:01	11.12.2006		ETKA
PA	2005	3	21	321-60		597	USA			

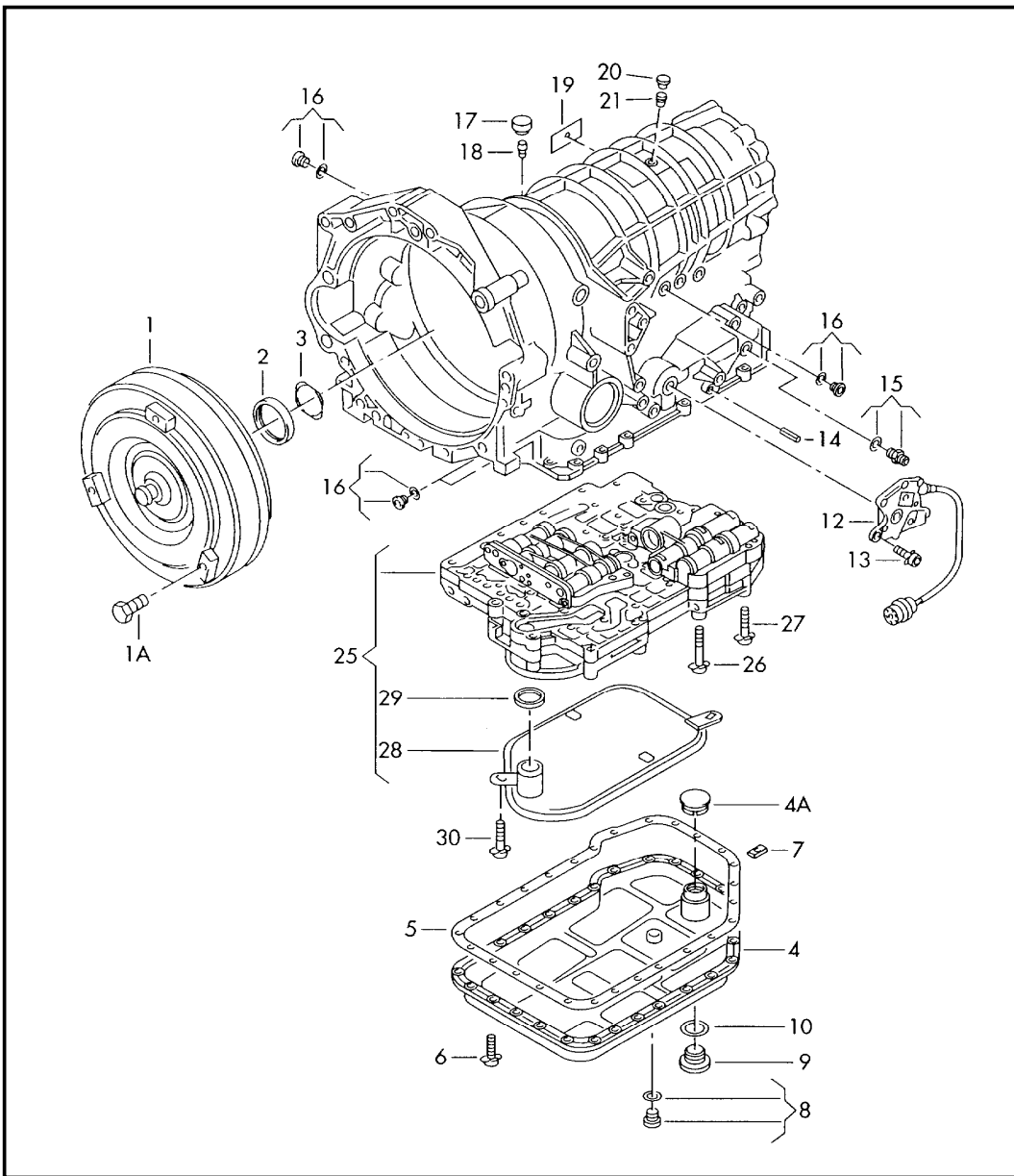
Pos	Part Number	Name	Remarks	Qty	Model	Pos	Part Number	Name	Remarks	Qty	Model
26		bolt, with hex. socket hd. (combi.) see illustration:	927-60	1							
27		bolt, with hex. socket hd. (combi.) see illustration:	927-60	1							
28	01V 325 429	oil strainer		1							
29	01V 325 443	gasket		1							
30	N 900 463 01	fill. hd. screw (combi.)	M5X12	1							

Model	Year	MG	SG	Illustration	Restrictions	UPD	21:01	11.12.2006		ETKA
PA	2005	3	21	321-65		597	USA			




Pos	Part Number	Name	Remarks	Qty	Model
		transmission case for 5 speed automatic transm.			EZS, EZZ, GMR
2	01V 321 381	gasket		1	
4	01V 409 135	bolt, with polygon socket hd. (combi.)	M8X45	14	
6	01V 321 415 C	retaining plate		1	
7	N 904 154 03	bolt, with hex. socket hd. (combi.)	M8X22-Z1	1	
8	01V 321 475	oil pipe		1	
9	01V 321 419	round seal		2	
15		sender for vehicle speed see illustration:	927-60	1	
16		spacer bushing see illustration:	927-60	1	
17		bolt, with hex. socket hd. (combi.) see illustration:	927-60	1	
-	8E0 301 325 B	shield	left front	1	
-	N 904 154 03	bolt, with hex. socket hd. (combi.)	M8X22-Z1	2	
30	01V 321 171	lever for cable		1	
31	01F 321 835	seal		1	
33	01V 321 546	pin	22, 5X5, 2	1	


Model	Year	MG	SG	Illustration	Restrictions	UPD	21:01	11.12.2006		ETKA
PA	2005	3	21	321-77		597	USA			

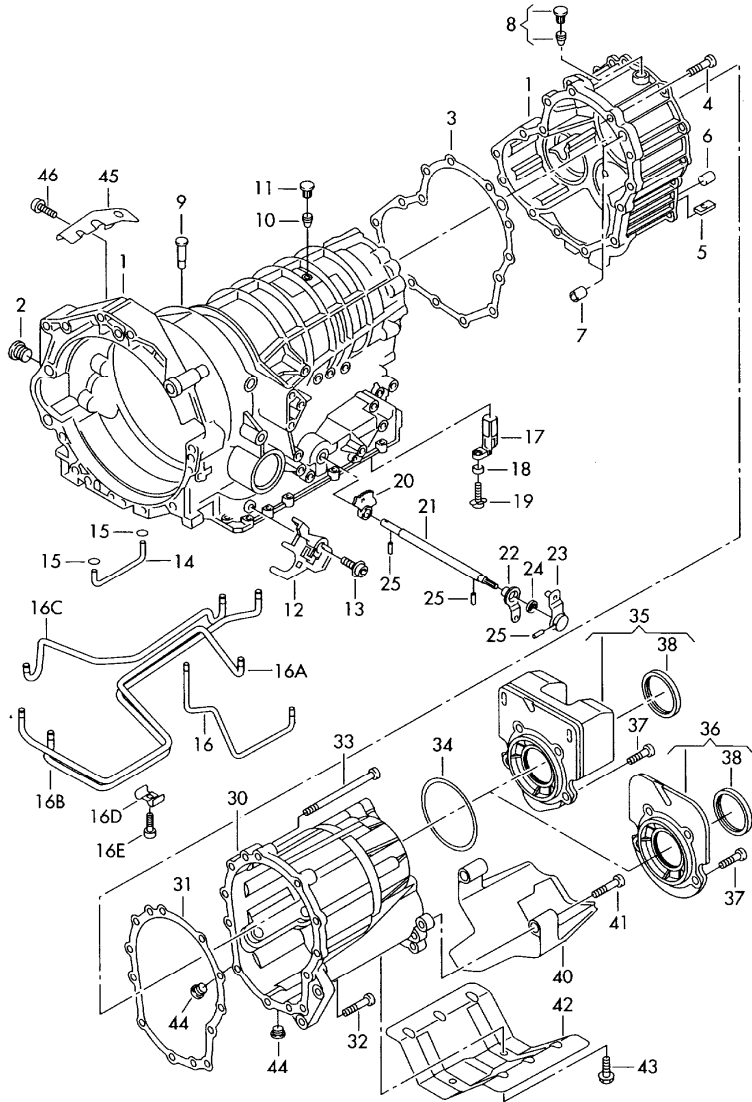


Pos	Part Number	Name	Remarks	Qty	Model
		torque converter valve body 5 speed automatic transmission for 4 wheel drive			FAS,GAK,FAL
1	01V 323 571 D	torque converter	code letter: N28	1	FAS
(1)	01V 323 571 T	torque converter	code letter: Q56/A73	1	GAK
(1)	01V 323 571 G	torque converter	code letter: A33	1	FAL
1A	N 906 916 01	bolt, with hex. socket hd. (combi.)	M10X1X17	3	
2	01F 321 243	radial shaft seal		1	
3	01V 323 572	thrust washer		1	
(4)	01V 321 359 B	oil sump		1	
4A	01V 321 432	cap		1	
5	01V 321 371	gasket for oil pan		1	
6	01V 321 373	bolt, with hex. socket hd. (combi.)	M6X20	27	
8	01V 321 377	drain plug	M16X1,5	1	
9	01V 321 376	plug	M30X1,5	1	
10	01V 321 379	sealing washer		1	
12		multi-function switch for automatic transmission see illustration:	927-60	1	
13		bolt, with hex. socket hd. (combi.) see illustration:	927-60	1	
14	01V 321 544	dowel pin		1	
18		breather assy. see illustration:	321-78	1	
20		breather assy. see illustration:	321-78	1	
21		breather tube see illustration:	321-78	1	
25		valve body see illustration:	927-60	1	


Model	Year	MG	SG	Illustration	Restrictions	UPD	21:01	11.12.2006		ETKA
PA	2005	3	21	321-77		597	USA			

Pos	Part Number	Name	Remarks	Qty	Model	Pos	Part Number	Name	Remarks	Qty	Model
26		bolt, with hex. socket hd. (combi.) see illustration:	927-60	1							
27		bolt, with hex. socket hd. (combi.) see illustration:	927-60	1							
28	01V 325 429	oil strainer		1							
29	01V 325 443	gasket		1							
30	N 900 463 01	fill. hd. screw (combi.)	M5X12	1							


Model	Year	MG	SG	Illustration	Restrictions	UPD	21:01	11.12.2006		ETKA
PA	2005	3	21	321-78		597	USA			

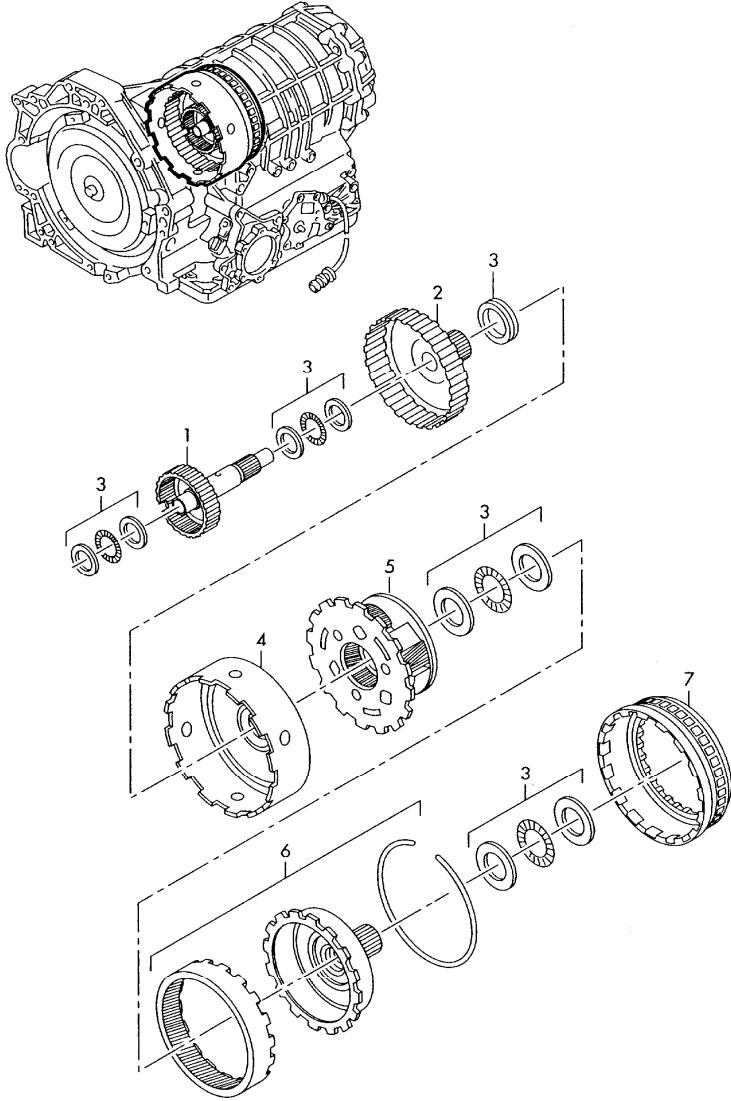


Pos	Part Number	Name	Remarks	Qty	Model
		transmission case 5 speed automatic transmission for 4 wheel drive			FAS, GAK, FAL
1		transmission case not a spare part		1	
2	018 321 377 B	plug with seal		1	
3	01V 321 381	gasket		1	
4	01V 409 135	bolt, with polygon socket hd. (combi.)	M8X45	6	
5	018 321 367	magnet		2	
6	018 321 505	dowel pin		2	
7	01V 409 639	bushing		1	
8		breather assy. see illustration:	409-97	1	
9	01V 301 469	breather assy.		1	
10	01V 409 847	breather tube		1	
11	01V 409 845	breather assy. cover		1	
12	01V 321 415 C	retaining plate		1	
13	N 904 154 03	bolt, with hex. socket hd. (combi.)	M8X22-Z1	1	
14	01V 321 475	oil pipe		1	
15	01V 321 419	round seal		2	
17		sender for vehicle speed see illustration:	927-60	1	
18		spacer bushing see illustration:	927-60	1	
19		bolt, with hex. socket hd. (combi.) see illustration:	927-60	1	
20		locking segment not a spare part		1	
21		shift rod not a spare part		1	


Model	Year	MG	SG	Illustration	Restrictions	UPD	21:01	11.12.2006		ETKA
PA	2005	3	21	321-78		597	USA			

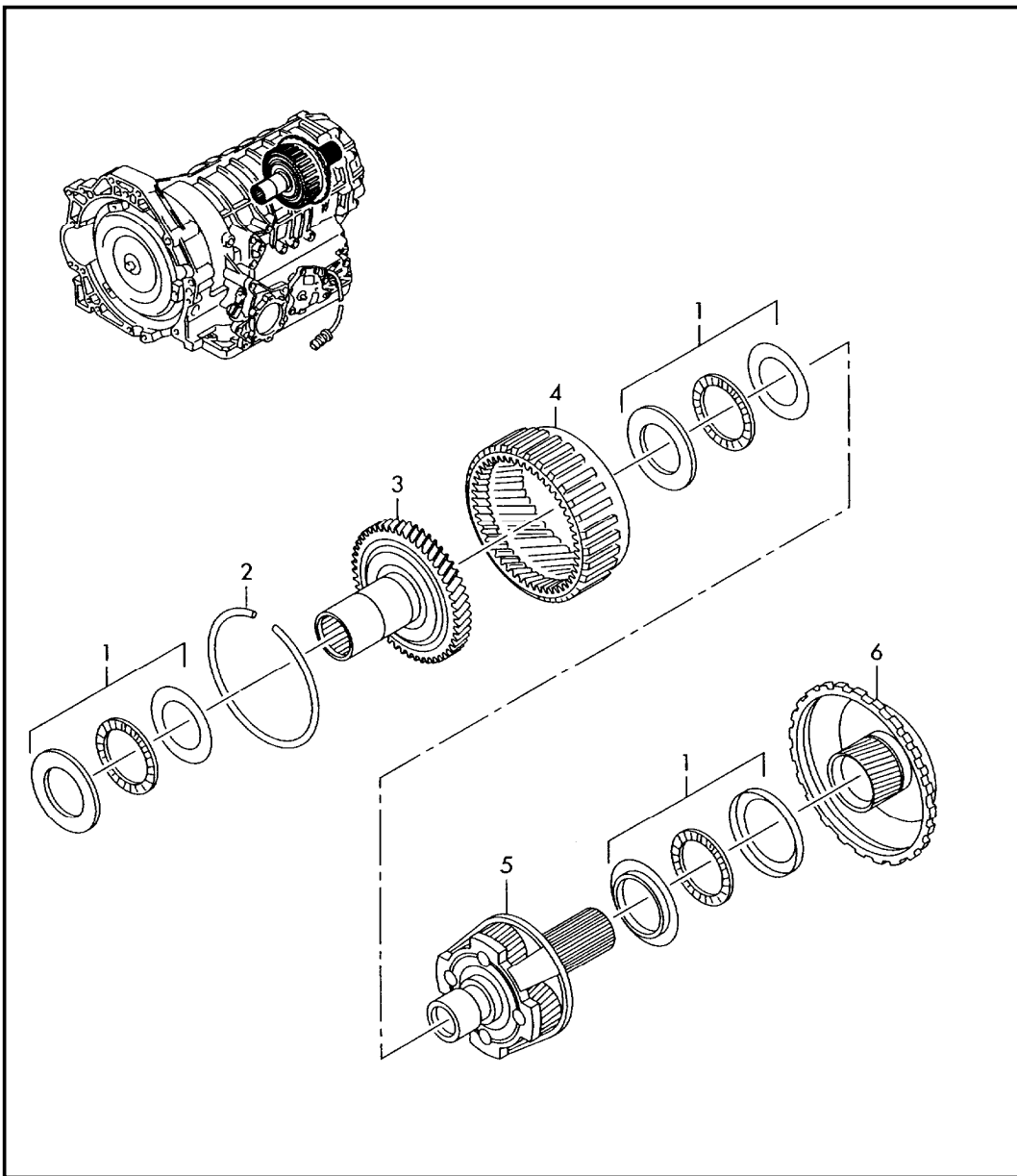
Pos	Part Number	Name	Remarks	Qty	Model	Pos	Part Number	Name	Remarks	Qty	Model
22		lever not a spare part		1							
23	01V 321 171	lever for cable		1							
24	01F 321 835	seal		1							
25	01V 321 546	pin	22,5X5,2	1							
30	01V 321 247	transfer box housing		1							
31	01V 321 381 A	gasket		1							
32		bolt, with polygon socket hd. . see illustration:	409-97	X							
33		plug with seal see illustration:	409-97	X							
34	01V 409 133 B	round seal		1							
35	01V 301 307 D	balance weight		1	FAS						
36	01V 409 524 A	cover		1	GAK, FAL						
40	4E0 301 325 A	shield		1							
(41)	N 105 789 01	screw, round hd.	M8X20-CH	2							
44		plug with seal see illustration:	409-97	2							

Model	Year	MG	SG	Illustration	Restrictions	UPD	21:01	11.12.2006		ETKA
PA	2005	3	23	323-51		597	USA			




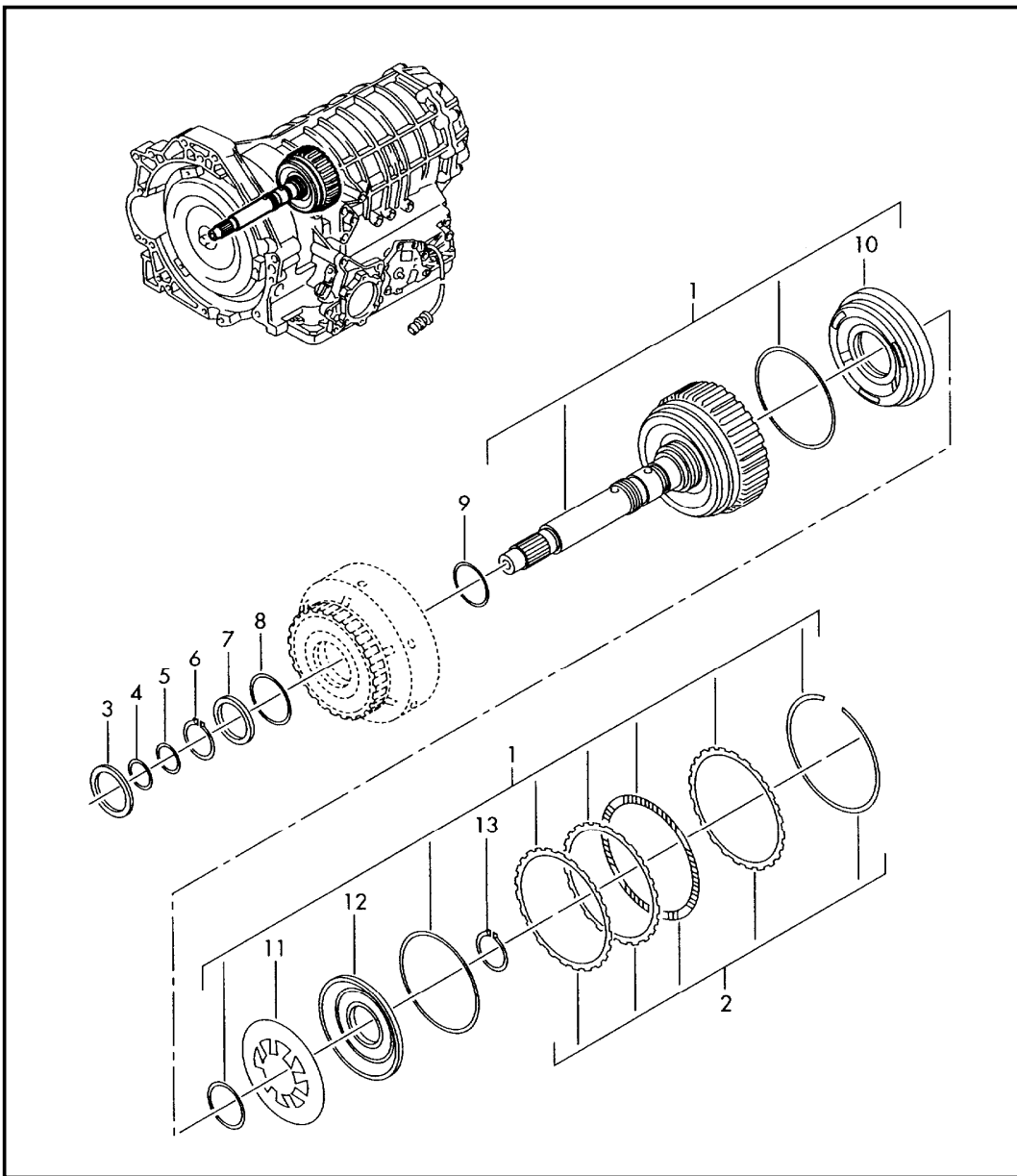
Pos	Part Number	Name	Remarks	Qty	Model
		planet pinion carrier for 5 speed automatic transm.	1+2		EZS, EZZ, GMR, FAL, FAS, GAK
1	01V 323 915	drive shaft intermediate shaft		1	
2	01V 323 905	drive shaft sun gear		1	
3	01V 398 209	1 set bearing for planetary gear	1+2	1	
4-7		not a spare part			

Model	Year	MG	SG	Illustration	Restrictions	UPD	21:02	11.12.2006		ETKA
PA	2005	3	23	323-52		597	USA			




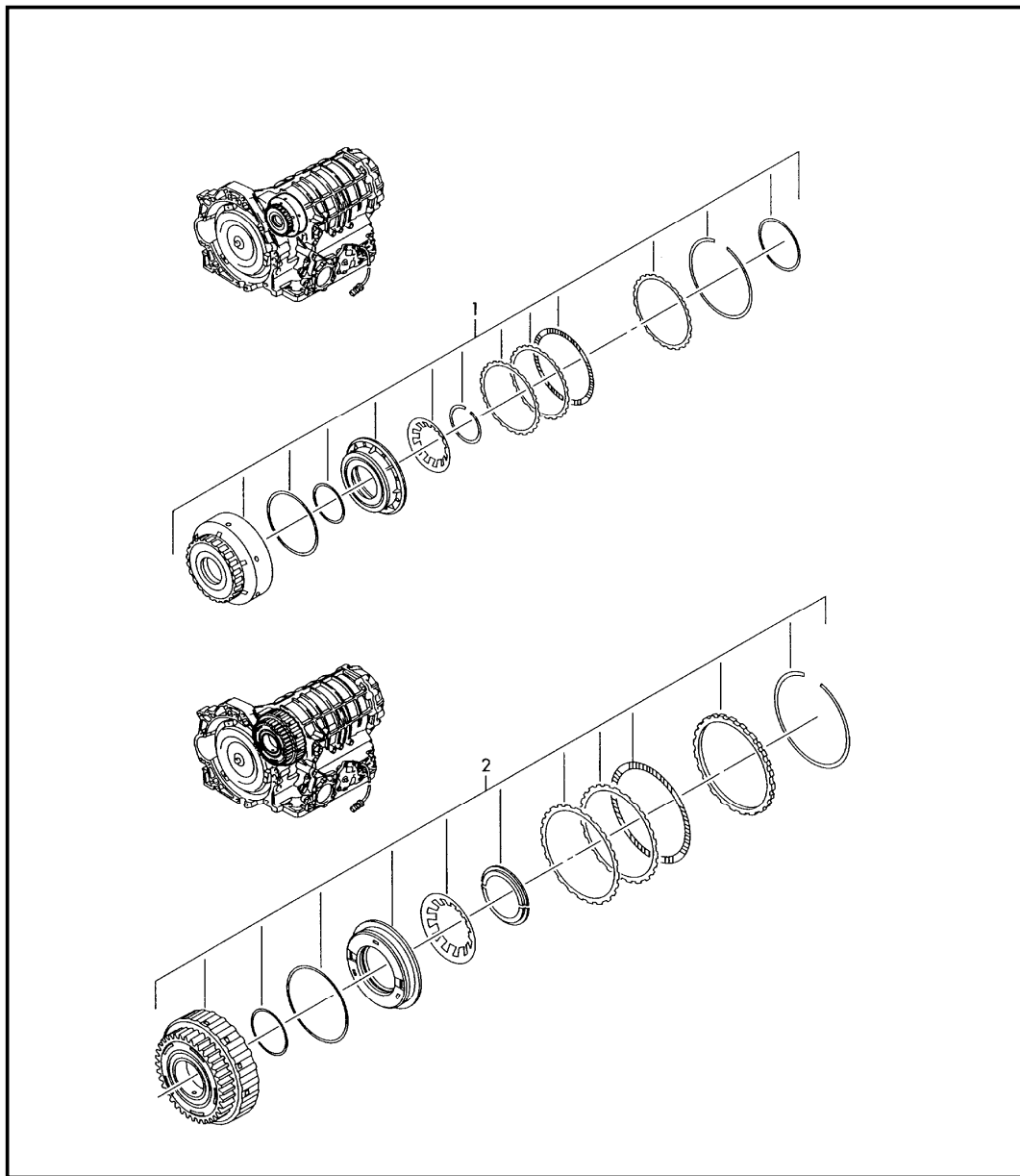
Pos	Part Number	Name	Remarks	Qty	Model
		planet pinion carrier for 5 speed automatic transm.	3		EZS, EZZ, GMR, FAL, FAS, GAK
1	01V 398 209 A	1 set bearing for planetary gear	3	1	
2	01V 323 135	circlip		1	
3	01V 323 145	hollow gear wheel carrier		1	
4	01V 321 140	hollow wheel		1	
5		not a spare part			
6		not a spare part			

Model	Year	MG	SG	Illustration	Restrictions	UPD	21:02	11.12.2006		ETKA
PA	2005	3	23	323-56		597	USA			




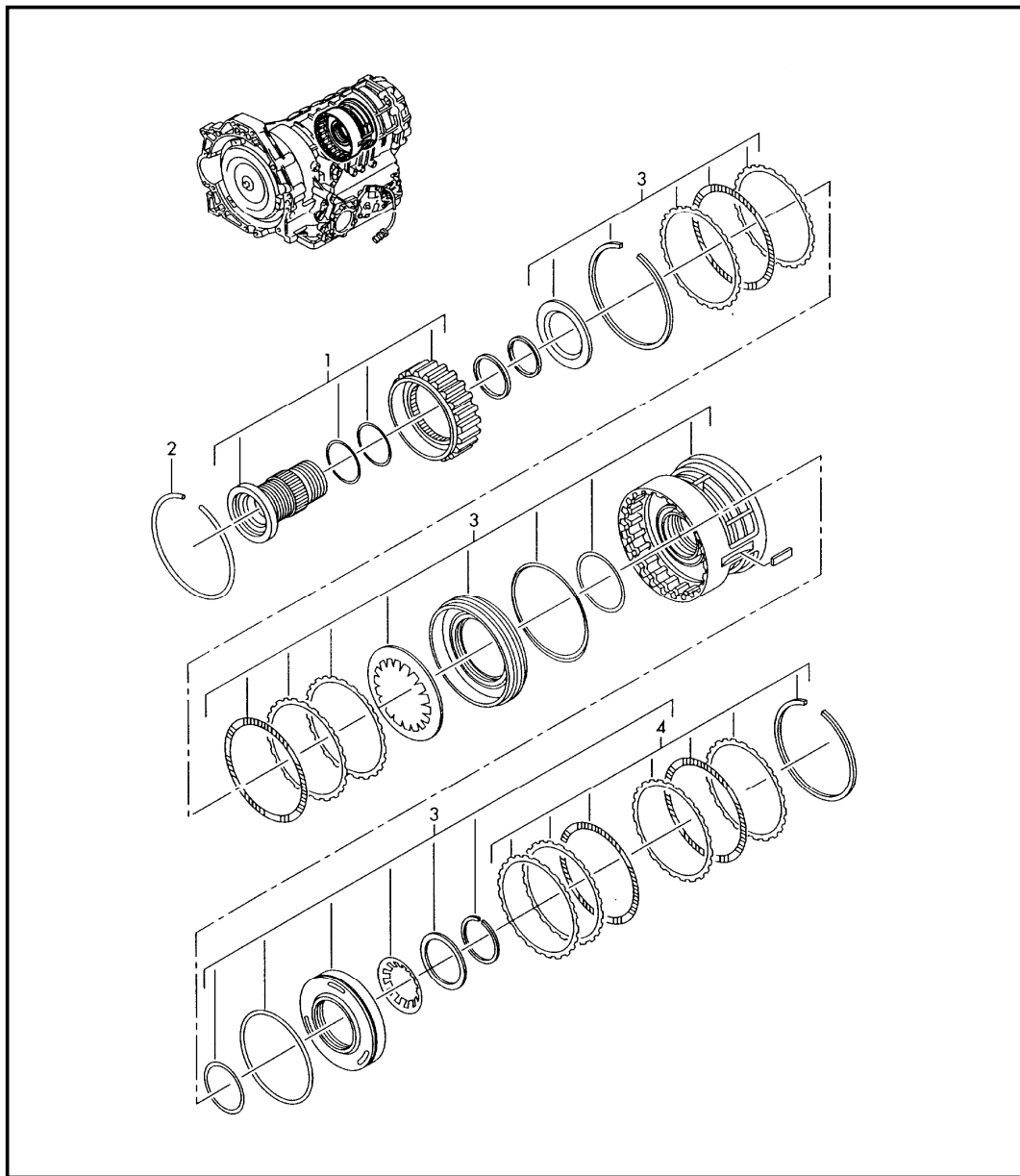
Pos	Part Number	Name	Remarks	Qty	Model
		coupling for 5 speed automatic transm.	E		FAL, FAS, GAK, EZZ, EZZ, GMR
1	01V 323 921 H	coupling	E	1	EZZ, GMR, FAS, GAK
(1)	01V 323 921 J	coupling	E	1	EZZ, FAL
2	01V 398 204 D	set of discs	E	1	
3	01V 321 157 A	needle bearing -		1	
4		see illustration:	321-50		
5		see illustration:	321-50		
6	01V 323 135 A	circlip		1	
7	01V 323 319	spacer washer		1	
8		see illustration:	321-50		
9		see illustration:	321-50		
10	01V 323 121	piston		1	
11	01V 323 295	concave washer (internal teeth)		1	
12	01V 323 297	pressure plate		1	
13	01V 323 135 E	circlip		1	

Model	Year	MG	SG	Illustration	Restrictions	UPD	21:02	11.12.2006		ETKA
PA	2005	3	23	323-57		597	USA			




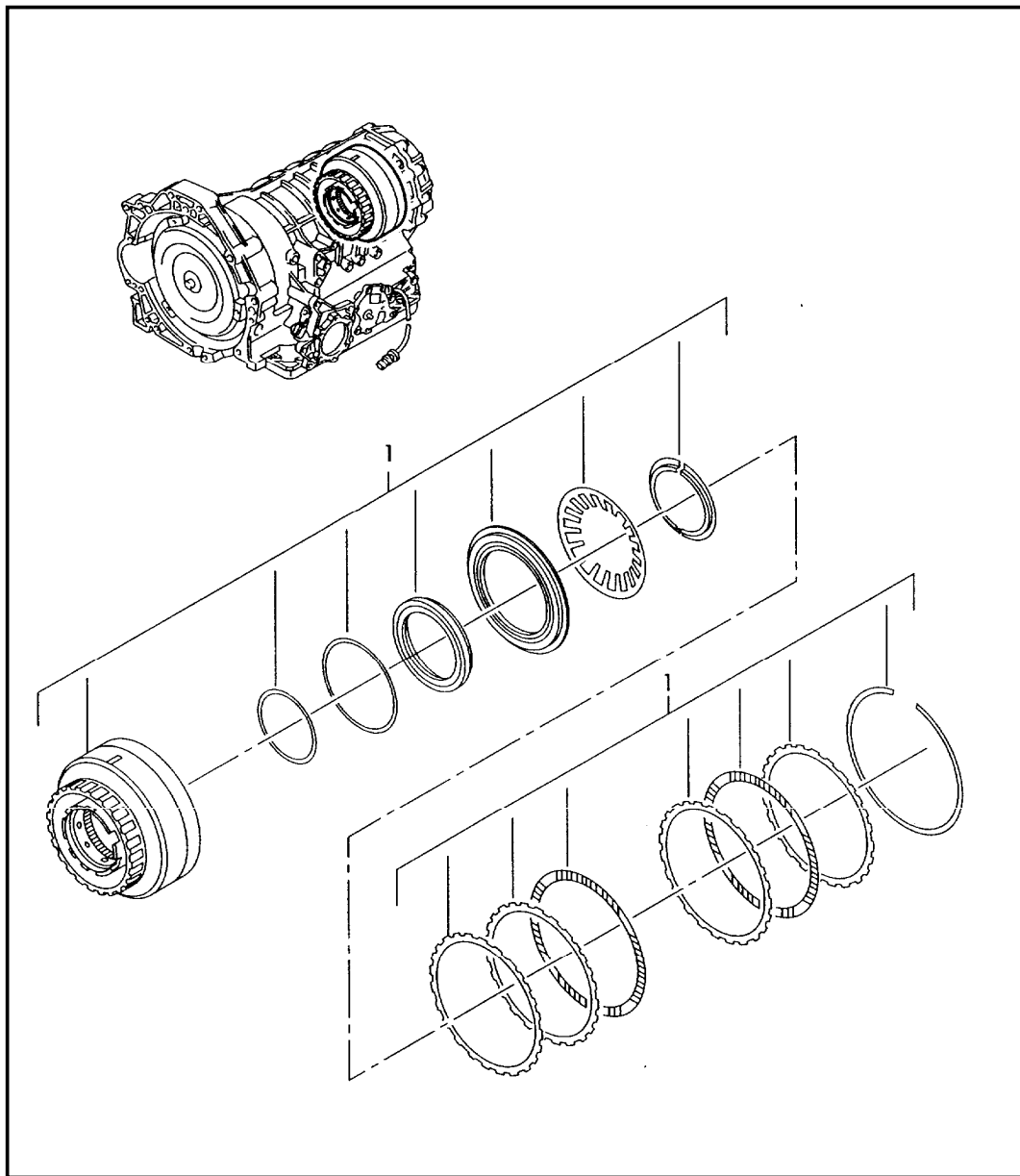
Pos	Part Number	Name	Remarks	Qty	Model
		coupling for 5 speed automatic transm.	A		FAL, FAS, GAK, EZZ, EZZ, GMR
1	01V 323 921 B	coupling	A	1	EZZ, GMR, FAS, GAK
(1)	01V 323 921 C	coupling	A	1	FAL, EZS
		coupling for 5 speed automatic transm.	B		FAL, FAS, GAK, EZZ, EZZ, GMR
2	01V 323 921 E	coupling	B	1	

Model	Year	MG	SG	Illustration	Restrictions	UPD	21:02	11.12.2006		ETKA
PA	2005	3	23	323-58		597	USA			




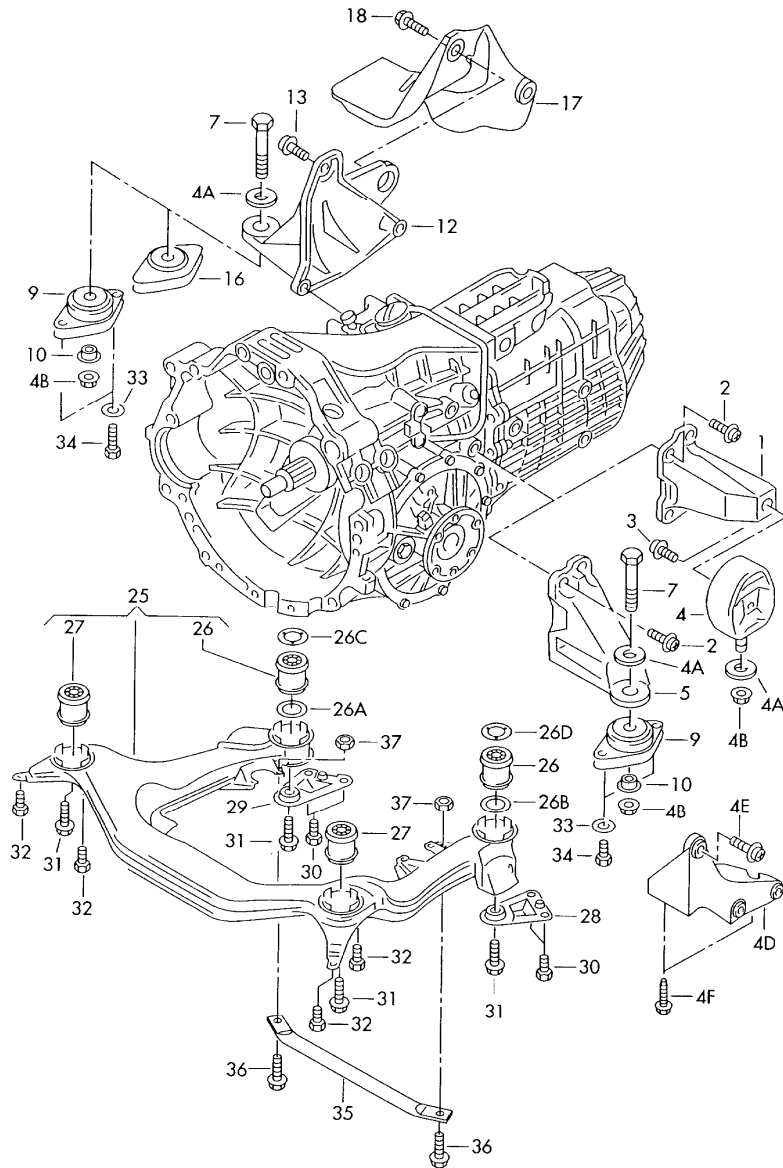
Pos	Part Number	Name	Remarks	Qty	Model
		coupling for 5 speed automatic transm.	D/G		FAL, FAS, GAK, EZS, EZZ, GMR
1	01V 323 467 A	1.gear-freewheel		1	
2	01V 323 135 B	circlip		1	
3	01V 398 204 K	set of discs	D/G	1	FAS, GAK, EZZ, GMR
(3)	01V 398 204 J	set of discs	D/G	1	FAL, EZS
4	01V 398 204 L	set of discs	G	1	

Model	Year	MG	SG	Illustration	Restrictions	UPD	21:02	11.12.2006		ETKA
PA	2005	3	23	323-59		597	USA			




Pos	Part Number	Name	Remarks	Qty	Model
		coupling for 5 speed automatic transm.	F		FAL, FAS, GAK, EZZ, EZZ, GMR
1	01V 323 921 M	coupling	F	1	EZS, FAL
(1)	01V 323 921 N	coupling	F	1	EZZ, GMR, FAS, GAK


Model	Year	MG	SG	Illustration	Restrictions	UPD	21:02	11.12.2006		ETKA
PA	2005	3	99	399-20		597	USA			

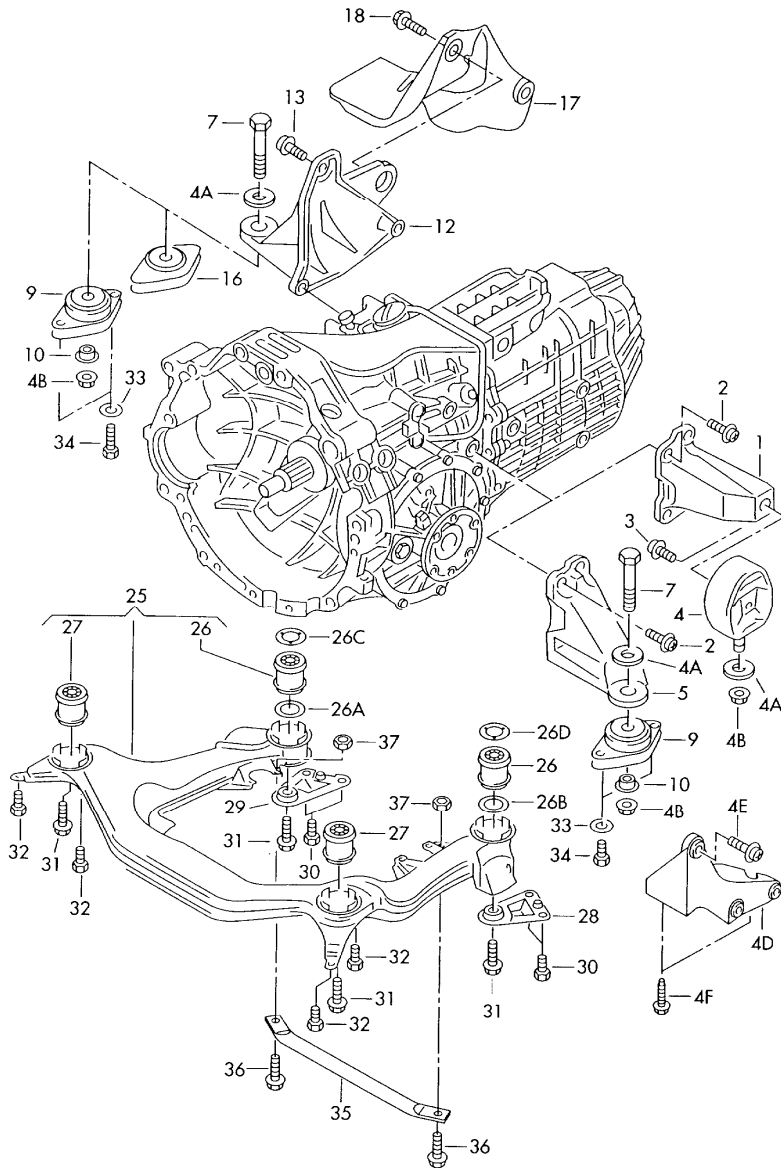


Pos	Part Number	Name	Remarks	Qty	Model
1	8D0 399 113 AB	transmission securing parts for vehicles with	left 4 cylinder	1	EZG,GFY
2	N 903 202 04	support for transmission		4	
3	N 100 271 02	bolt, with hex. socket hd. (combi.)	M10X35	1	
4	8D0 399 151 H	bolt, with hex. socket hd. (combi.)	M10X35Z1	1	
4A	8D0 399 151 H	bonded rubber mounting		1	
4A	N 903 152 02	washer	10,5X34X4	1	
4B	N 023 004 7	shouldered hex. nut, self-locking	AM10	1	
2	N 014 723 6	transmission securing parts with:	left 6 cylinder	4	DVZ,DFN
(2) +	N 011 560 8	bolt, with hex. socket hd.	M10X30	4	
		also use:	N 011 560 8		
4A	N 011 560 8	washer	10,5X18X1,6	4	
4A	N 903 152 02	washer	10,5X34X4	1	
4B	N 023 004 7	shouldered hex. nut, self-locking	AM10	1	
5	8D0 399 113 AG	support for transmission	left	1	
7	N 010 470 7	screw, hex. hd.	M10X70	1	
9	8D0 399 151 M	bonded rubber mounting	left	1	
10	431 399 291	stop		1	
33 +	N 011 558 11	washer	8,4X15X1,6	4	
34	N 100 632 02	bolt, hex. hd. with shoulder	M8X20	4	
4B	N 023 004 7	transmission securing parts for 5 speed manual transmiss. for 6 speed manual transmiss. with:	right 4 cylinder 6 cylinder	1	EZG,GFY DVZ,GFN
		shouldered hex. nut, self-locking	AM10	1	


Model	Year	MG	SG	Illustration	Restrictions	UPD	21:02	11.12.2006		ETKA
PA	2005	3	99	399-20		597	USA			

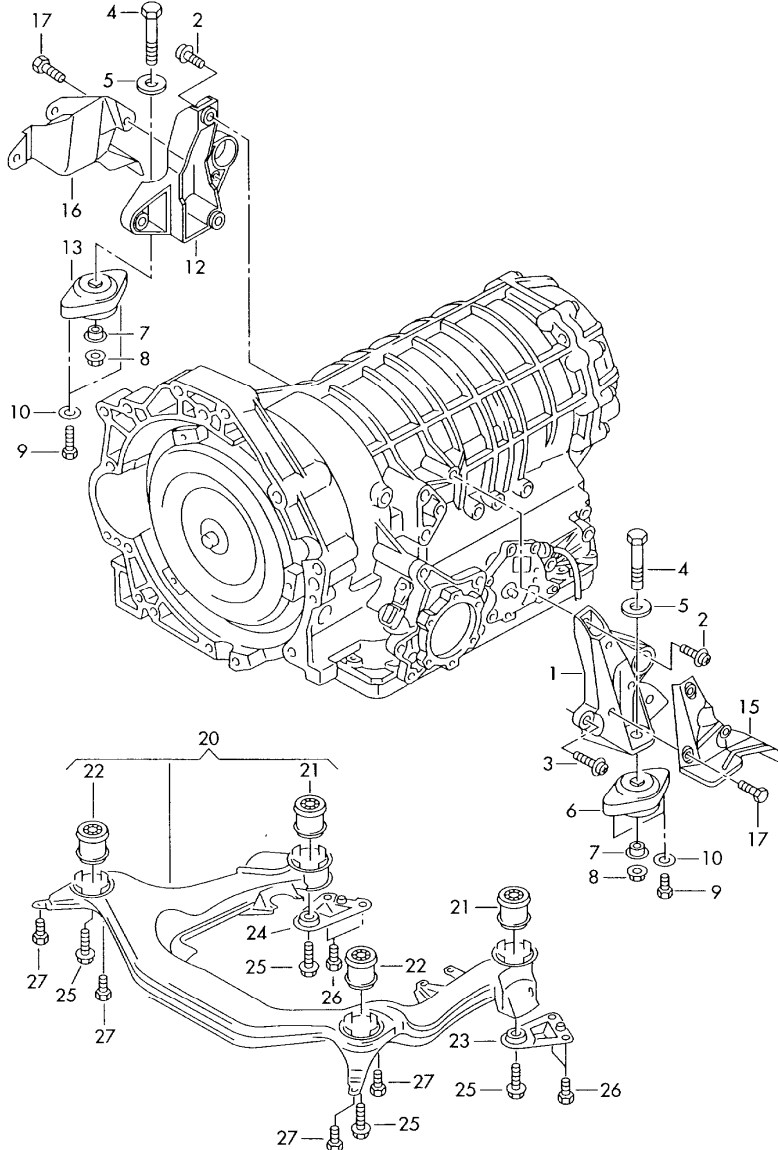
Pos	Part Number	Name	Remarks	Qty	Model	Pos	Part Number	Name	Remarks	Qty	Model
4A	N 903 152 02	washer	10,5X34X4	1		33	+ N 011 558 11	washer	8,4X15X1,6	4	
7	N 010 470 7	screw, hex. hd.	M10X70	1		34	N 100 632 02	bolt, hex. hd. with shoulder	M8X20	4	
9	8D0 399 151 M	bonded rubber mounting	6 cylinder	1	DVZ,GFN						
10	431 399 291	stop		1							
12	8D0 399 108 R	support for transmission	right	1	DVZ,EZG,GFY,GFN						
(12)		rubber bush see illustration:	253-55								
13	N 903 316 03	bolt, with hex. socket hd.	M10X40	3	DVZ,GFN						
16	8D0 399 151 J	bonded rubber mounting	4 cylinder	1	EZG,GFY						
17	8D0 399 300 K	shield	right	1	DVZ,EZG,GFN,GFY						
18	N 907 246 01	bolt, hex. hd. (combi.)	M6X22	3							
		sub frame for vehicles with	4 cylinder 6 cylinder		EZG,GFY DVZ,GFN						
(25)	4B0 399 313 DH	sub frame	6 cylinder	1	DVZ,GFN						
(25)	8D0 399 313 BM	sub frame	4 cylinder	1	EZG,GFY						
26	8D0 399 419 C	bonded rubber mounting	rear	2	DVZ,GFN						
(26)	8D0 399 419 G	bonded rubber mounting	left rear	1	EZG,GFY						
(26)	8D0 399 419 N	bonded rubber mounting	right rear	1	EZG,GFY						
27	8D0 399 415 D	bonded rubber mounting	front	2	EZG,DVZ,GFY,GFN						
(28)	8D0 399 541 D	support	left	1	DVZ,EZG,GFN,GFY						
29	8D0 399 542 B	support	right	1	DVZ,GFN						
(29)	8D0 399 542 E	support	right	1	EZG,GFY						
30	+ N 907 583 01	bolt, hex. hd. (combi.)	M8X25	4							
31	N 908 235 01	screw, hex. hd. for camber correction	M12X1,5X110-SV	4							
32	+ N 906 630 01	bolt,hex.hd.with shoul.(combi) for camber correction	AM10X70-SW18	4							

Model	Year	MG	SG	Illustration	Restrictions	UPD	21:02	11.12.2006		ETKA
PA	2005	3	99	399-25		597	USA			




Pos	Part Number	Name	Remarks	Qty	Model
1	8D0 399 113 AB	transmission securing parts 4 wheel drive	left 4 cylinder	1	GGH
2	N 903 202 04	support for transmission		1	
2	N 903 202 04	bolt, with hex. socket hd. (combi.)	M10X35	4	
3	N 100 271 02	bolt, with hex. socket hd. (combi.)	M10X35Z1	1	
4	8D0 399 151 H	bonded rubber mounting		1	
4A	N 903 152 02	washer	10,5X34X4	1	
4B	N 023 004 7	shouldered hex. nut, self-locking	AM10	1	
2	N 014 723 6	transmission securing parts 4 wheel drive	left 8 cylinder	4	FRR
(-) +	N 011 560 8	bolt, with hex. socket hd.	also use: N 011 560 8	4	
4A	N 011 560 8	washer	10,5X18X1,6	4	
4A	N 903 152 02	washer	10,5X34X4	1	
4B	N 023 004 7	shouldered hex. nut, self-locking	AM10	1	
(5)	8D0 399 107 S	support for transmission	left	1	
(7)	N 101 706 04	screw, hex. hd.	M10X35-SW16	1	
(9)	4B0 399 151 M	bonded rubber mounting		1	
10	431 399 291	stop		1	
17	N 907 246 01	bolt, hex. hd. (combi.)	M6X22	3	


Model	Year	MG	SG	Illustration	Restrictions	UPD	21:02	11.12.2006		ETKA
PA	2005	3	99	399-80		597	USA			

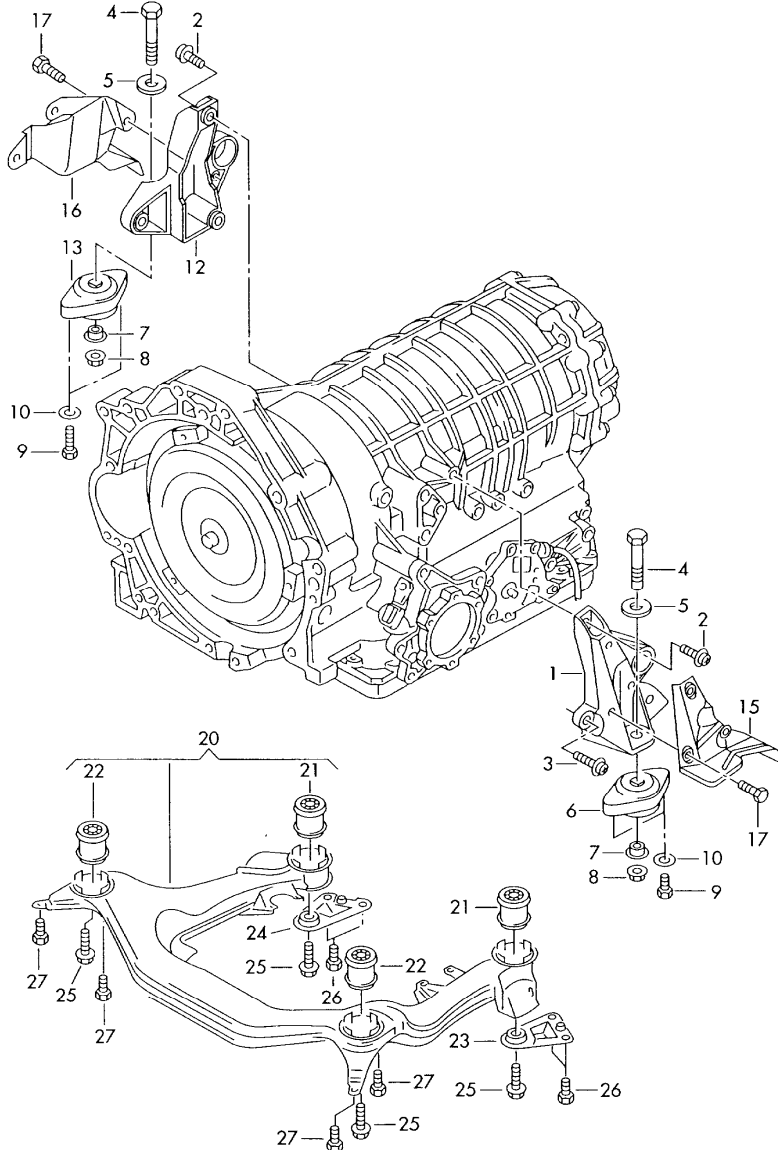


Pos	Part Number	Name	Remarks	Qty	Model
		transmission securing parts for 5 speed automatic transm.			EZS,EZZ,GMR
1	8D0 399 107 T	support for transmission		1	
2	N 014 723 6	bolt, with hex. socket hd.	M10X30	5	
- +	N 011 560 8	washer	10,5X18X1,6	5	
3	N 904 150 02	bolt, hex. hd. (combi.)	M10X50	1	
4	N 010 470 7	screw, hex. hd.	M10X70	2	
5	N 903 152 02	washer	10,5X34X4	2	
6	8D0 399 151 R	bonded rubber mounting		1	EZS,EZZ
(6)	8D0 399 151 M	bonded rubber mounting		1	GMR
7	431 399 291	stop		2	
8	N 023 004 7	shouldered hex. nut, self-locking	AM10	2	
9 +	N 010 240 16	screw, hex. hd.	M8X20	4	
10 +	N 011 525 20	washer	A8,4X16X1,6	4	
12	8D0 399 108 AP	support	right	1	
13	8D0 399 151 R	bonded rubber mounting		1	EZS,EZZ
(13)	8D0 399 151 M	bonded rubber mounting		1	GMR
15	8D0 399 299 A	shield	left	1	EZZ
16	8D0 399 300 H	shield	right	1	EZS,GMR
17	N 907 246 01	bolt, hex. hd. (combi.)	M6X22	6	
(20)	4B0 399 313 DH	sub frame		1	EZZ
(20)	4B0 399 313 CT	sub frame		1	EZS
(20)	4B0 399 313 DK	sub frame		1	GMR
21	8D0 399 419 C	bonded rubber mounting	rear 6 cylinder	2	EZZ
(21)	8D0 399 419 E	bonded rubber mounting	rear 4/5 cylinder	2	GMR
(21)	8D0 399 419 G	bonded rubber mounting	left rear 4 cylinder	1	EZS


Model	Year	MG	SG	Illustration	Restrictions	UPD	21:02	11.12.2006		ETKA
PA	2005	3	99	399-80		597	USA			

Pos	Part Number	Name	Remarks	Qty	Model	Pos	Part Number	Name	Remarks	Qty	Model
(21)	8D0 399 419 N	bonded rubber mounting	right rear 4 cylinder	1	EZS						
22	8D0 399 415 D	bonded rubber mounting	front	2	EZZ						
(22)	8D0 399 415 E	bonded rubber mounting	front	2	EZS, GMR						
23	8D0 399 541 B	support	left	1							
24	8D0 399 542 B	support	right	1	EZZ, GMR						
(24)	8D0 399 542 E	support	right	1	EZS						
25	N 908 235 01	screw, hex. hd. for camber correction	M12X1,5X110-SV	4							
26	+ N 907 583 01	bolt, hex. hd. (combi.)	M8X25	4							
27	+ N 906 630 01	bolt, hex. hd. with shoul. (combi) for camber correction	AM10X70-SW18	4							

Model	Year	MG	SG	Illustration	Restrictions	UPD	21:03	11.12.2006		ETKA
PA	2005	3	99	399-85		597	USA			



Pos	Part Number	Name	Remarks	Qty	Model
		transmission securing parts 5 speed automatic transmission for 4 wheel drive			FAS, GAK, FAL
1	8D0 399 107 T	support for transmission		1	
2	N 014 723 6	bolt, with hex. socket hd.	M10X30	5	
-	+ N 011 560 8	washer	10,5X18X1,6	5	
3	N 904 150 02	bolt, hex. hd. (combi.)	M10X50	1	
4	N 010 470 7	screw, hex. hd.	M10X70	2	FAS, FAL
(4)	N 101 706 04	screw, hex. hd.	M10X35-SW16	2	GAK
5	N 903 152 02	washer	10,5X34X4	2	
(5)	N 902 892 01	washer	A10,5X52X3,5	2	FAL
6	8D0 399 151 R	bonded rubber mounting		1	FAS, FAL
(6)	4B0 399 151 M	bonded rubber mounting		1	GAK
7	431 399 291	stop		2	FAS, FAL
8	N 023 004 7	shouldered hex. nut, self-locking	AM10	2	FAS, FAL
9	+ N 010 240 16	screw, hex. hd.	M8X20	4	
(10)	+ N 011 525 20	washer	A8,4X16X1,6	4	
12	8D0 399 108 AP	support	right	1	
13	8D0 399 151 R	bonded rubber mounting		1	FAS, FAL
(13)	4B0 399 151 M	bonded rubber mounting		1	GAK
15	8D0 399 299 A	shield	left	1	GAK, FAS
16	8D0 399 300 H	shield	right	1	GAK, FAL
17	N 907 246 01	bolt, hex. hd. (combi.)	M6X22	6	
(20)	4B0 399 313 DH	sub frame		1	FAS
(20)	4B0 399 313 DG	sub frame	8 cylinder	1	GAK
(20)	4B0 399 313 DG	sub frame	8 cylinder	1	PR-1BJ
(20)	4B0 399 313 CT	sub frame		1	FAL
21	8D0 399 419 C	bonded rubber mounting	rear	2	FAS
(21)	8D0 399 415 D	bonded rubber mounting	rear	2	GAK

Model	Year	MG	SG	Illustration	Restrictions	UPD	21:03	11.12.2006		ETKA
PA	2005	3	99	399-85		597	USA			

Pos	Part Number	Name	Remarks	Qty	Model	Pos	Part Number	Name	Remarks	Qty	Model
(21)	8D0 399 419 G	bonded rubber mounting	left rear	1	FAL						
(21)	8D0 399 419 N	bonded rubber mounting	right rear	1	FAL						
(21)	8D0 399 415 D	bonded rubber mounting	rear	2	PR-1BJ						
22	8D0 399 415 D	bonded rubber mounting	front	2	FAS						
(22)	8D0 399 415 E	bonded rubber mounting	front	2	GAK, FAL						
(22)	8D0 399 415 E	bonded rubber mounting	front	2	PR-1BJ						
23	8D0 399 541 B	support	left	1							
24	8D0 399 542 B	support	right	1							
25	N 908 235 01	screw, hex. hd. for camber correction	M12X1,5X110-SV	4							
26	+ N 907 583 01	bolt, hex. hd. (combi.)	M8X25	4							
27	+ N 906 630 01	bolt, hex. hd. with shoul. (combi) for camber correction	AM10X70-SW18	4							



ETKA

Model	Year	MG	SG	Illustration	Restrictions	UPD	21:03	11.12.2006
PA	2005	3	98	398-00R		597	USA	

Pos	Part Number	Name	Remarks	Qty	Model
		repair kits ----- see text pages to check for which model and/or engine/ gearbox combination the repair -----			
	>>01V 398 204	set of discs comprising:	C	1	
	>>01V 398 204 A	set of discs comprising:	C	1	
	>>01V 398 204 B	set of discs comprising:	C	1	
	>>01V 398 204 C	set of discs comprising:	E	1	
	>>01V 398 204 D	set of discs comprising:	E	1	
	>>01V 398 204 K	set of discs comprising:	D/G	1	
	>>01V 398 204 L	set of discs comprising:	G	1	
	>>01V 398 208	1 set of thrust washers comprising:		1	
	>>01V 398 208 A	1 set of thrust washers comprising:		1	
	>>01V 398 209	1 set bearing for planetary gear comprising:	1+2	1	
	>>01V 398 209 A	1 set bearing for planetary gear comprising:	3	1	
	>>01L 398 209	1 set bearing for planetary gear comprising:	1+2	1	
	>>01L 398 209 A	1 set of planetary gears with drive comprising:	1+2	1	
	>>01L 398 204 B	set of discs comprising:	B	1	