

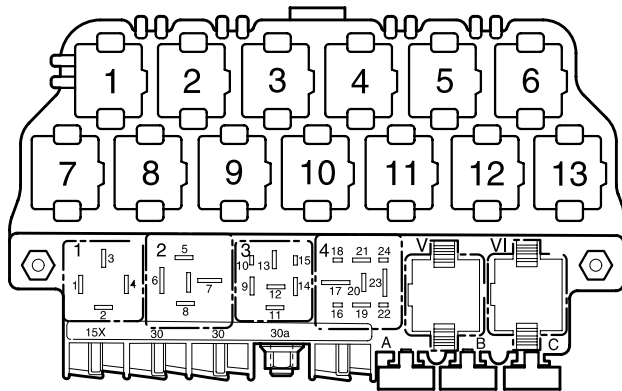
Interior monitoring (models with convenience system)

from May 1999

For alternatives to relay and fuse positions as well as multi-pin connector wiring - see "Fitting locations" section.

Fuse colours

- 30 A – green
- 25 A – white
- 20 A – yellow
- 15 A – blue
- 10 A – red
- 7.5 A – brown
- 5 A – beige
- 3 A – purple



97-14163

Convenience system central control unit, anti-theft alarm system horn, bonnet contact switch

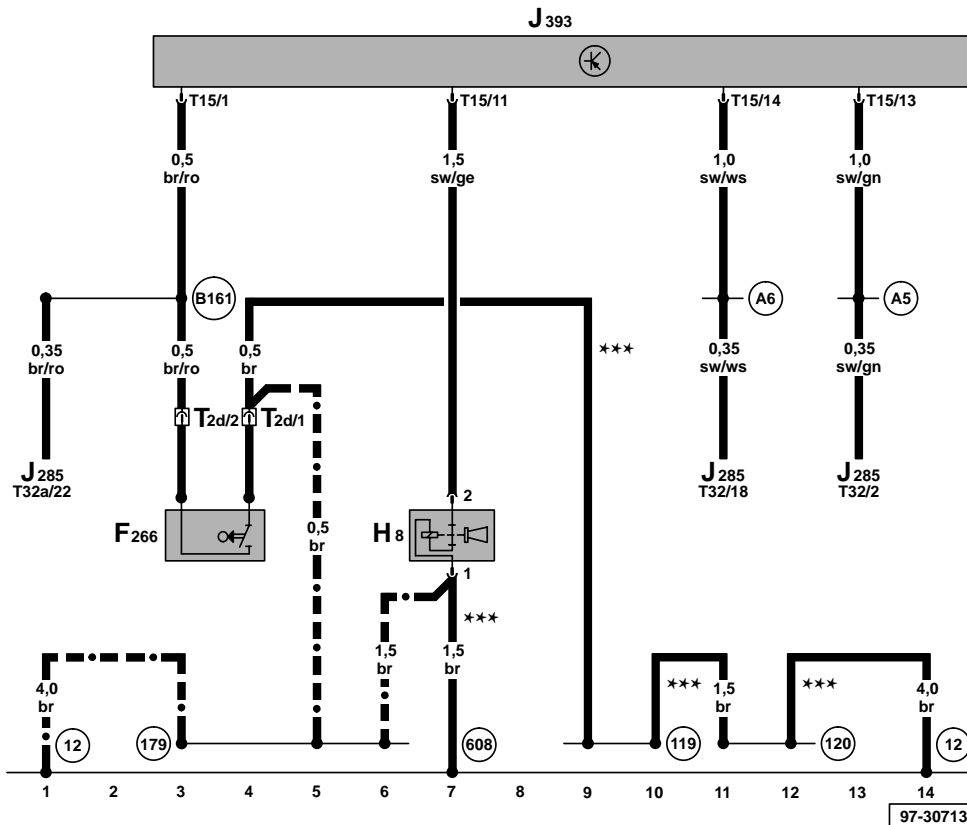
- F266 – Bonnet contact switch, in lock
- H8 – Anti-theft alarm system horn
- J285 – Control unit with display in dash panel insert
- J393 – Convenience system central control unit, behind dash panel, left
- T2d – 2-pin connector, near headlight, right
- T15 – 15-pin connector
- T32 – 32-pin connector, blue
- T32a – 32-pin connector, green

- (12) – Earth point, in engine compartment, left
- (119) – Earth connection -1-, in headlight wiring harness
- (120) – Earth connection -2-, in headlight wiring harness
- (179) – Earth connection, in left headlight wiring harness
- (608) – Earth point, in plenum chamber, centre
- A5 – Positive (+) connection (right turn signal), in dash panel wiring harness
- A6 – Positive (+) connection (left turn signal), in dash panel wiring harness
- B161 – Connection (anti-theft alarm), in interior wiring harness

*** – From May 2000

-•-•- Up to April 2000

ws = white
 sw = black
 ro = red
 br = brown
 gn = green
 bl = blue
 gr = grey
 li = purple
 ge = yellow
 or = orange



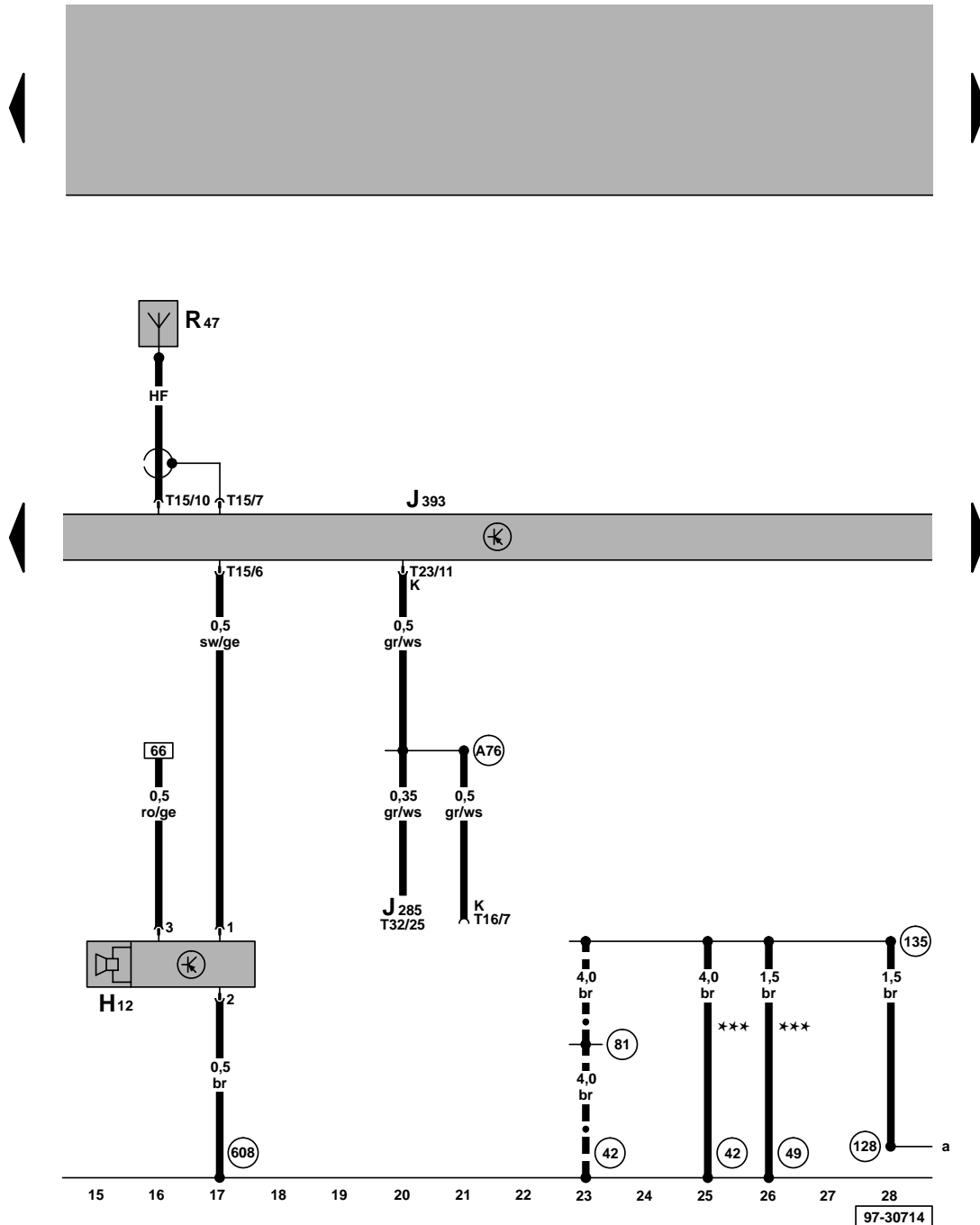
Convenience system central control unit, alarm horn, central locking and anti-theft alarm system

- H12 - Alarm horn**
- J285 - Control unit with display in dash panel insert
- J393 - Convenience system central control unit, behind dash panel, left
- R47 - Central locking and anti-theft alarm system
- T15 - 15-pin connector
- T16 - 16-pin connector, in dash panel centre, self-diagnosis connection
- T23 - 23-pin connector
- T32 - 32-pin connector, blue

- (42) - Earth point, next to steering column
- (49) - Earth point, on steering column
- (81) - Earth connection -1-, in dash panel wiring harness
- (128) - Earth connection -1-, in interior light wiring harness
- (135) - Earth connection -2-, in dash panel wiring harness
- (608) - Earth point, in plenum chamber, centre
- (A76) - Connection (diagnosis wire K), in dash panel wiring harness

- ** - For some export countries only
- *** - From May 2000
- - Up to April 2000

ws = white
 sw = black
 ro = red
 br = brown
 gn = green
 bl = blue
 gr = grey
 li = purple
 ge = yellow
 or = orange



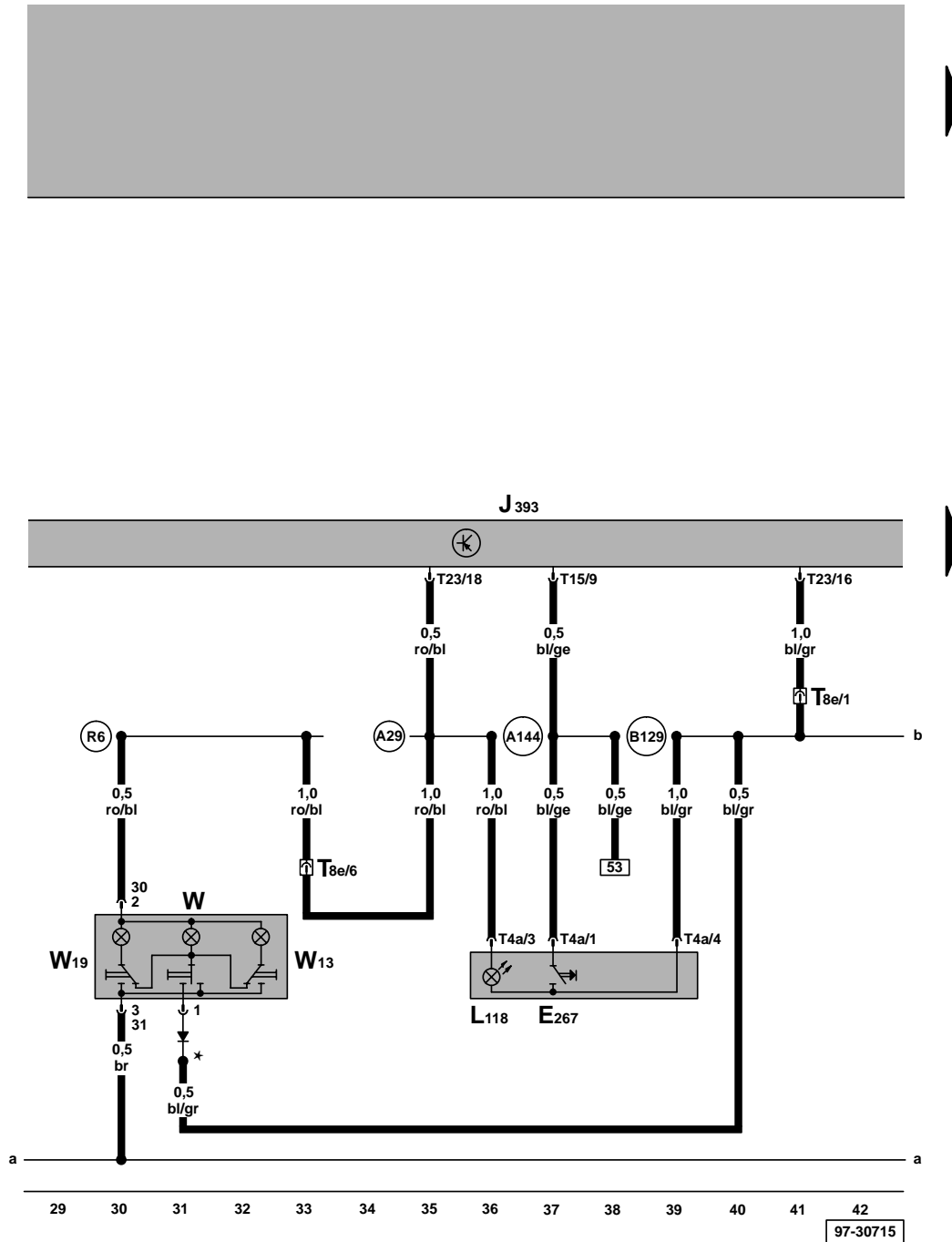
97-30714

Convenience system central control unit, interior monitoring deactivation switch, front interior light, front reading lights

- E267 – Interior monitoring deactivation switch
- J393 – Convenience system central control unit, behind dash panel, left
- L118 – Deactivation of interior monitoring system switch illumination
- T4a – 4-pin connector
- T8e – 8-pin connector, behind left A-pillar trim
- T15 – 15-pin connector
- T23 – 23-pin connector
- W – Interior light, front
- W13 – Reading light, front passenger's side
- W19 – Reading light, driver's side

- (A29) – Connection (interior light), in dash panel wiring harness
- (A144) – Connection (interior monitoring), in dash panel wiring harness
- (B129) – Connection (interior light, 31), in interior wiring harness
- (R6) – Positive (+) connection -1-, in interior light wiring harness

* – Diode in connector housing



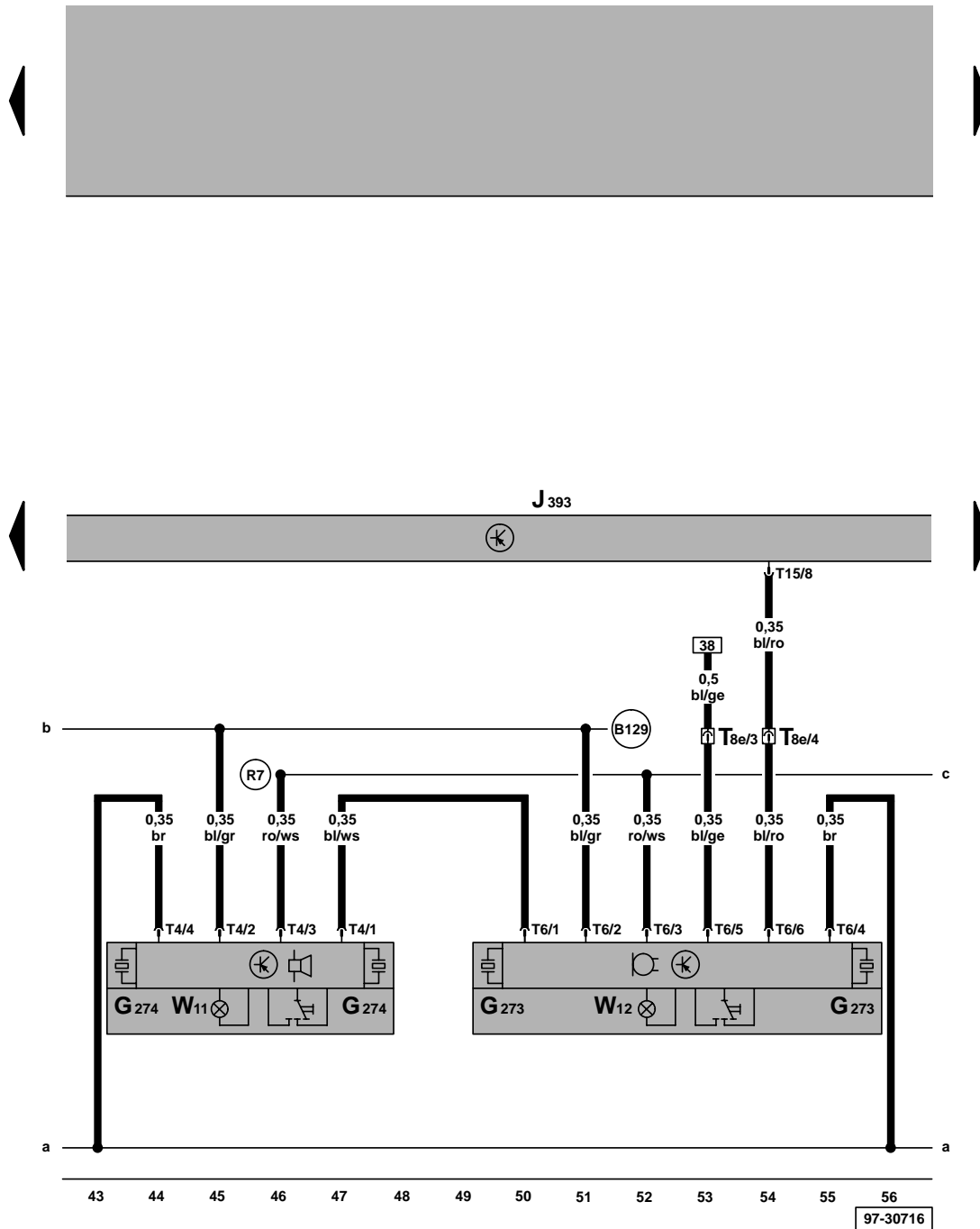
- ws = white
- sw = black
- ro = red
- br = brown
- gn = green
- bl = blue
- gr = grey
- li = purple
- ge = yellow
- or = orange

97-30715

Convenience system central control unit, sender and sensor for interior monitoring, reading lights rear

- G273 – Interior monitoring sensor
- G274 – Interior monitoring sender
- J393 – Convenience system central control unit, behind dash panel, left
- T4 – 4-pin connector
- T6 – 6-pin connector
- T8e – 8-pin connector, behind left A-pillar trim
- T15 – 15-pin connector
- W11 – Reading lamp, rear left
- W12 – Reading lamp, rear right

- (B129) – Connection (interior light, 31), in interior wiring harness
- (R7) – Positive (+) connection -2-, in interior light wiring harness



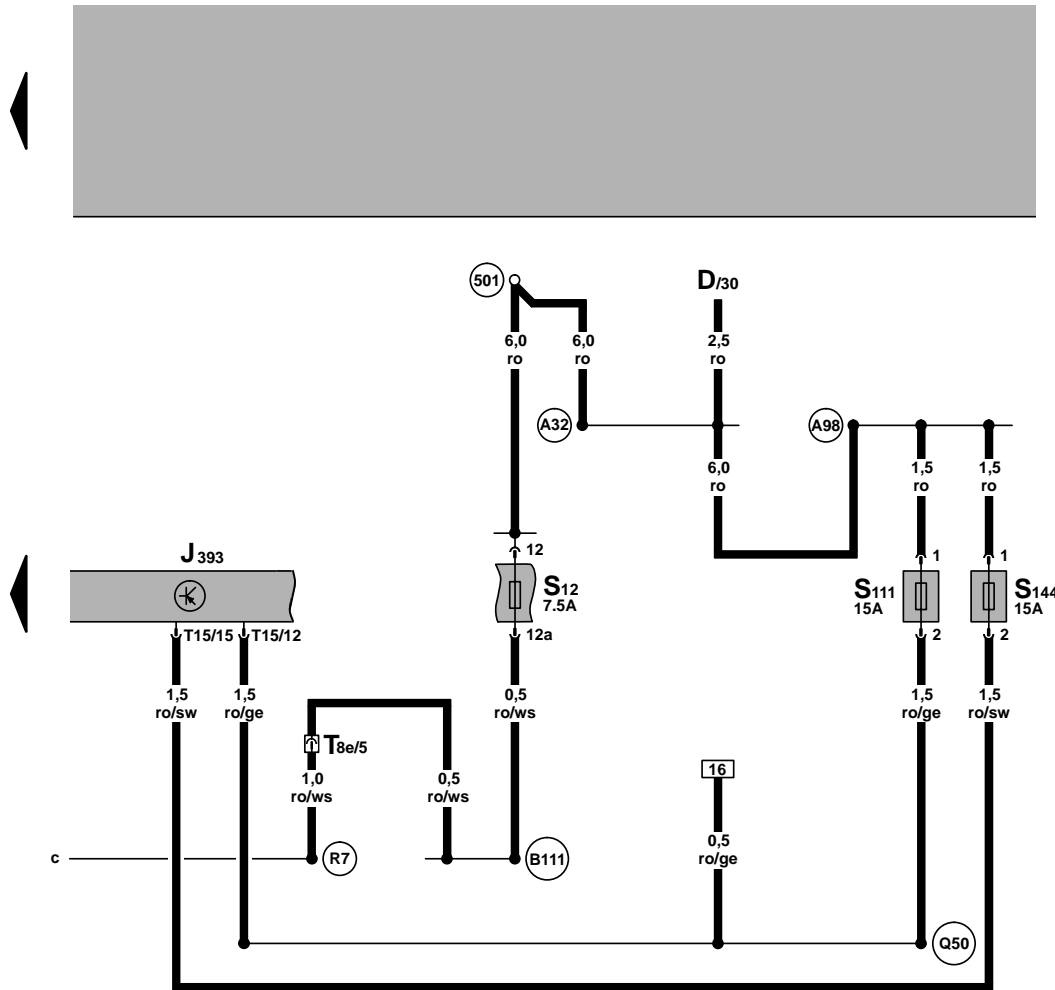
ws = white
 sw = black
 ro = red
 br = brown
 gn = green
 bl = blue
 gr = grey
 li = purple
 ge = yellow
 or = orange

97-30716

Convenience system central control unit

- D - Ignition/starter switch
- J393 - Convenience system central control unit, behind dash panel, left
- S12 - Fuse in fuse box
- S111 - Fuse for anti-theft alarm system
- S144 - Anti-theft alarm system/ central locking fuse
- T8e - 8-pin connector, behind left A-pillar trim
- T15 - 15-pin connector

- 501 - Screw connection -2- (30), on relay plate
- A32 - Positive (+) connection (30), in dash panel wiring harness
- A98 - Positive (+) connection -4- (30), in dash panel wiring harness
- B111 - Positive (+) connection -1- (30a), in interior wiring harness
- Q50 - Connection (30a), in anti-theft alarm system wiring harness
- R7 - Positive (+) connection -2-, in interior light wiring harness



ws = white
 sw = black
 ro = red
 br = brown
 gn = green
 bl = blue
 gr = grey
 li = purple
 ge = yellow
 or = orange