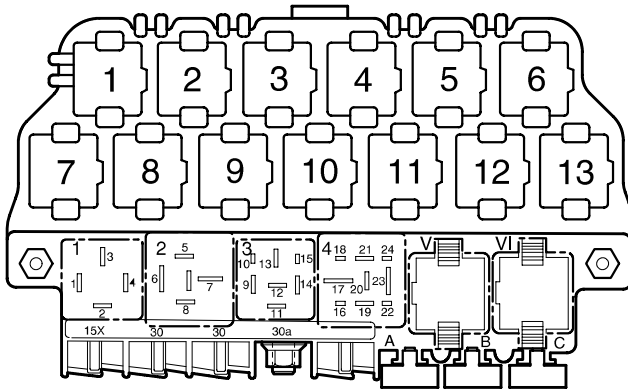


Comfort System (vehicles with power windows),

from May 2001

- Anti-theft warning system
- Central locking system with remote control
- Fuel tank lid unlock system
- Heated power mirrors
- Interior lights
- Luggage compartment light
- Power sunroof
- Power windows
- Rear lid unlock system

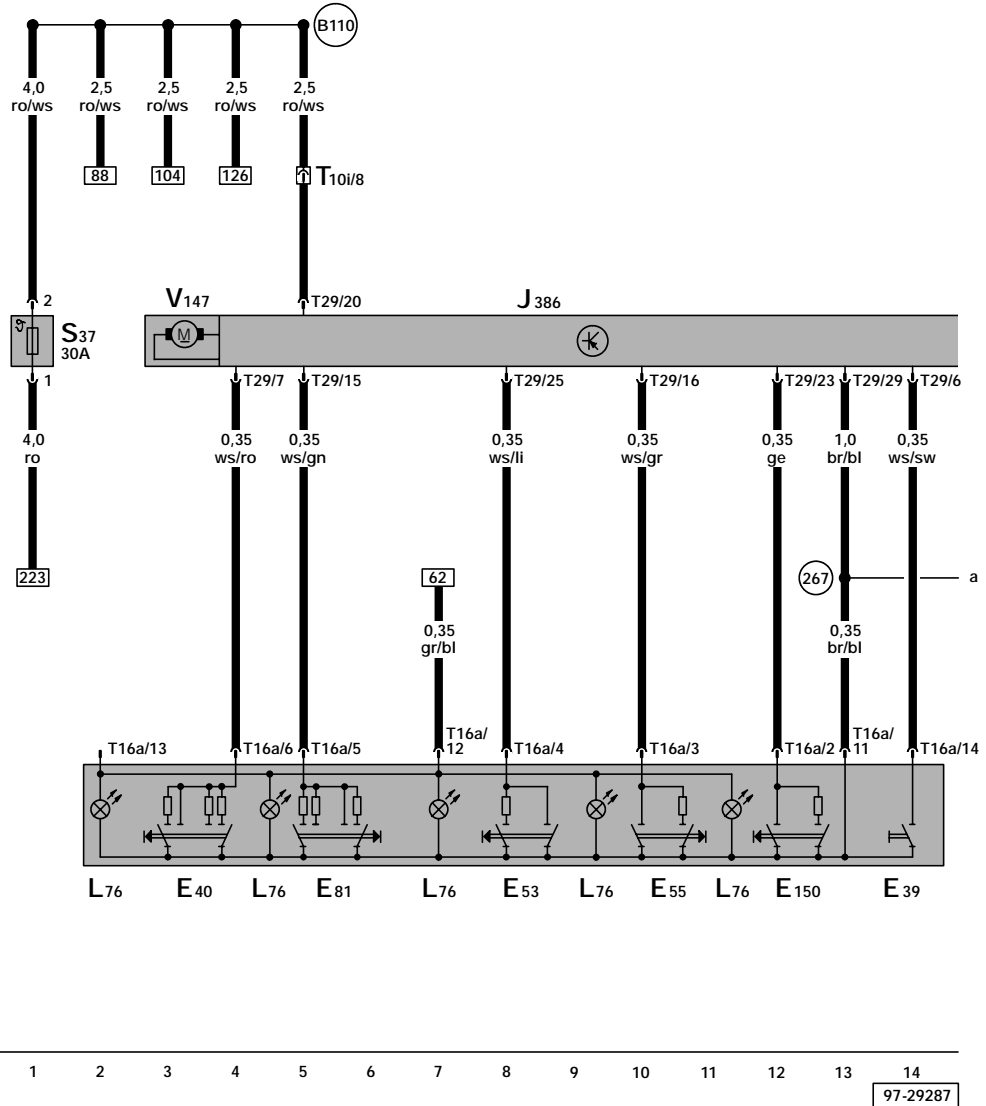
Deviate relay location and fuseplacements as well as the locations of multiple connectors see section "component locations".



97-14163

Fuse colors

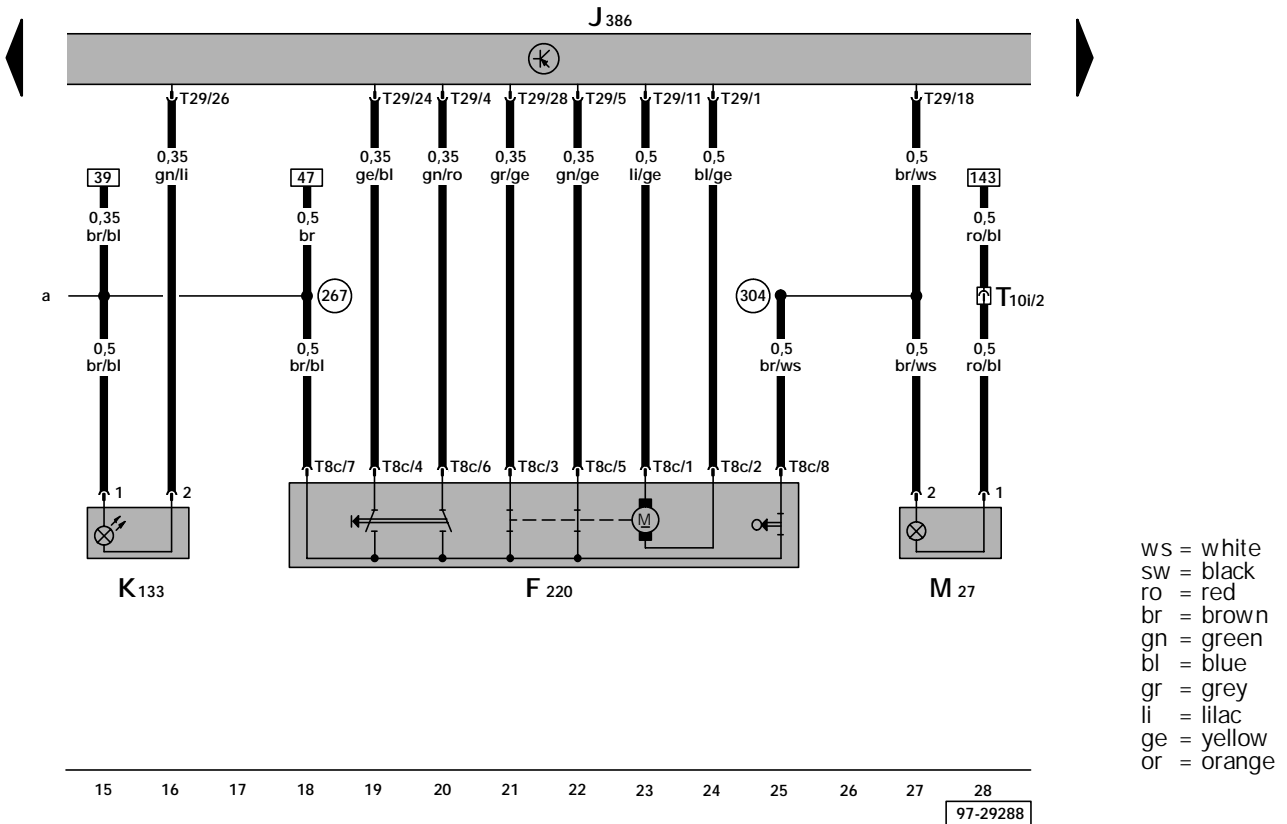
- 30 A - green
- 25 A - white
- 20 A - yellow
- 15 A - blue
- 10 A - red
- 7,5 A - brown
- 5 A - beige
- 3 A - violet



ws = white
 sw = black
 ro = red
 br = brown
 gn = green
 bl = blue
 gr = grey
 li = lilac
 ge = yellow
 or = orange

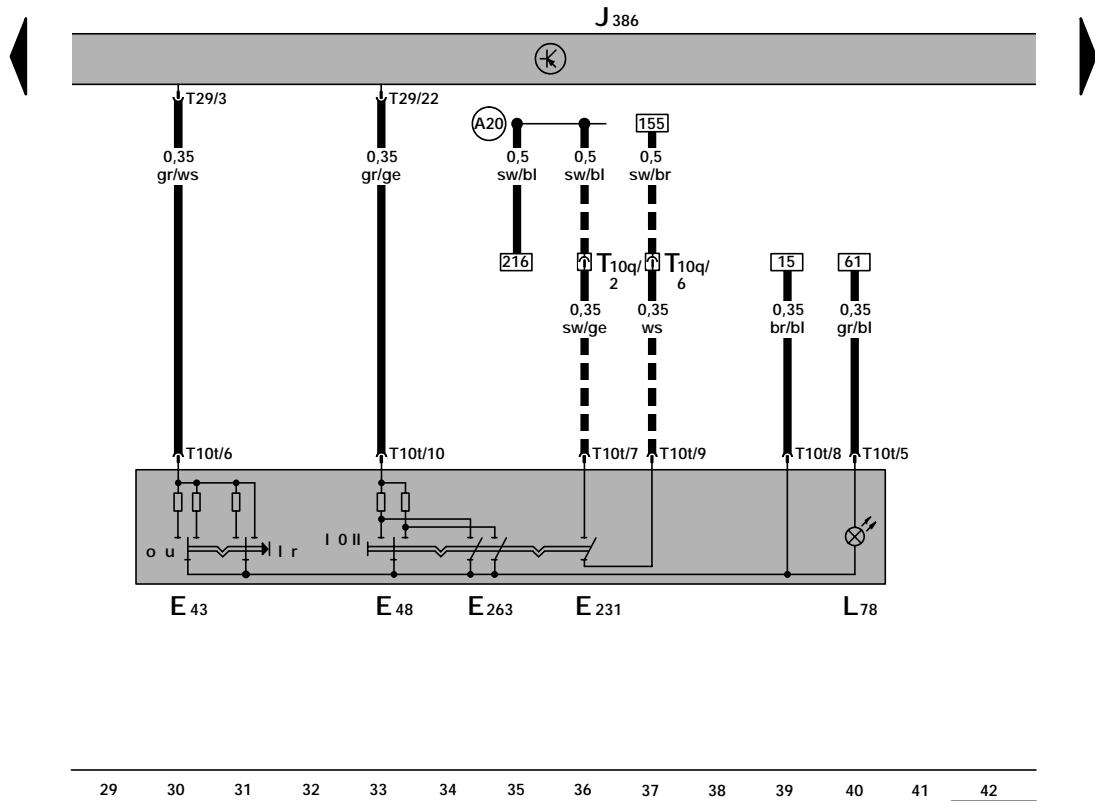
- E39 - Safety switch for window regulator rear
- E40 - Switch for window regulator front left
- E53 - Switch for window regulator rear left, driver
- E55 - Switch for window regulator rear right, driver
- E81 - Switch for window regulator front right, driver
- E150 - Switch for interior lock, driver side
- J386 - Door control module, driver side
- L76 - Push Button Light
- S37 - Fuse for window regulator (circuit breaker), on thirteen position auxiliary relay panel
- T10i - 10-Pin Connector, black, connector station A-pillar, left
- T16a - 16-Pin Connector
- T29 - 29-Pin Connector
- V147 - Motor for window regulator, driver side

- (267) - Ground connector -2-, in wiring harness door cable - driver side
- (B110) - Connection (30, window regulator) in wiring harness interior



- F220 - Lock unit for central locking, driver side
- J386 - Door control module, driver side
- K133 - Warning light for central locking -SAFE-
- M27 - Left Door Warning Light
- T8c - 8-Pin Connector
- T10i - 10-Pin Connector, black, connector station
- A-pillar, left
- T29 - 29-Pin Connector

- (267) - Ground connector -2-, in wiring harness door cable - driver side
- (304) - Ground connector -3-, in wiring harness door cable - driver side

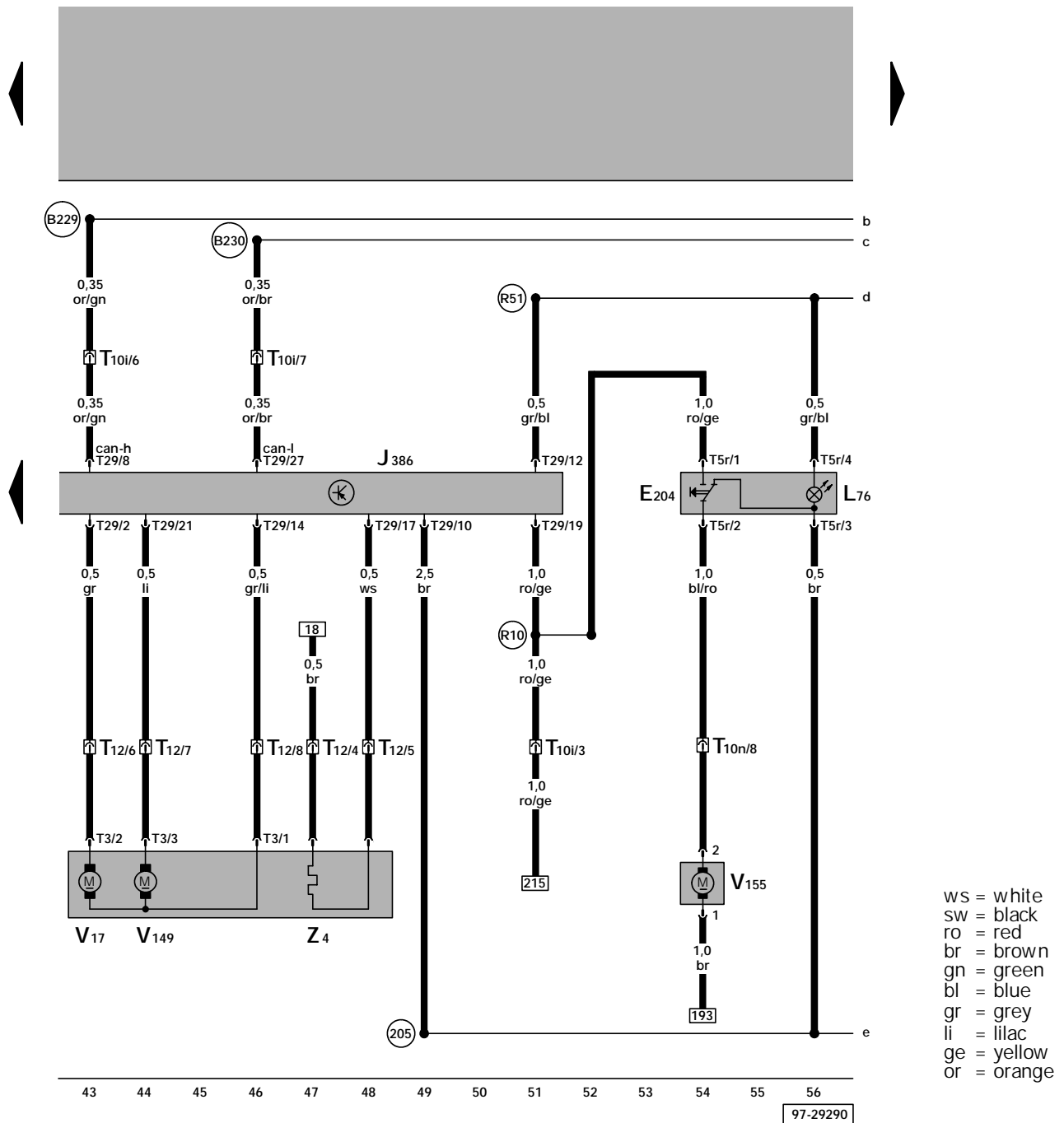


- ws = white
- sw = black
- ro = red
- br = brown
- gn = green
- bl = blue
- gr = grey
- li = lilac
- ge = yellow
- or = orange

- E43 - Mirror Adjustment Switch
- E48 - Mirror Selector Switch
- E231 - Switch for outside mirror heating
- E263 - Mirror fold-away Switch*
- J386 - Door control module, driver side
- L78 - Mirror Adjusting Switch Light
- T10q - 10-Pin Connector, blue, connector station A-pillar, left
- T10t - 10-Pin Connector
- T29 - 29-Pin Connector

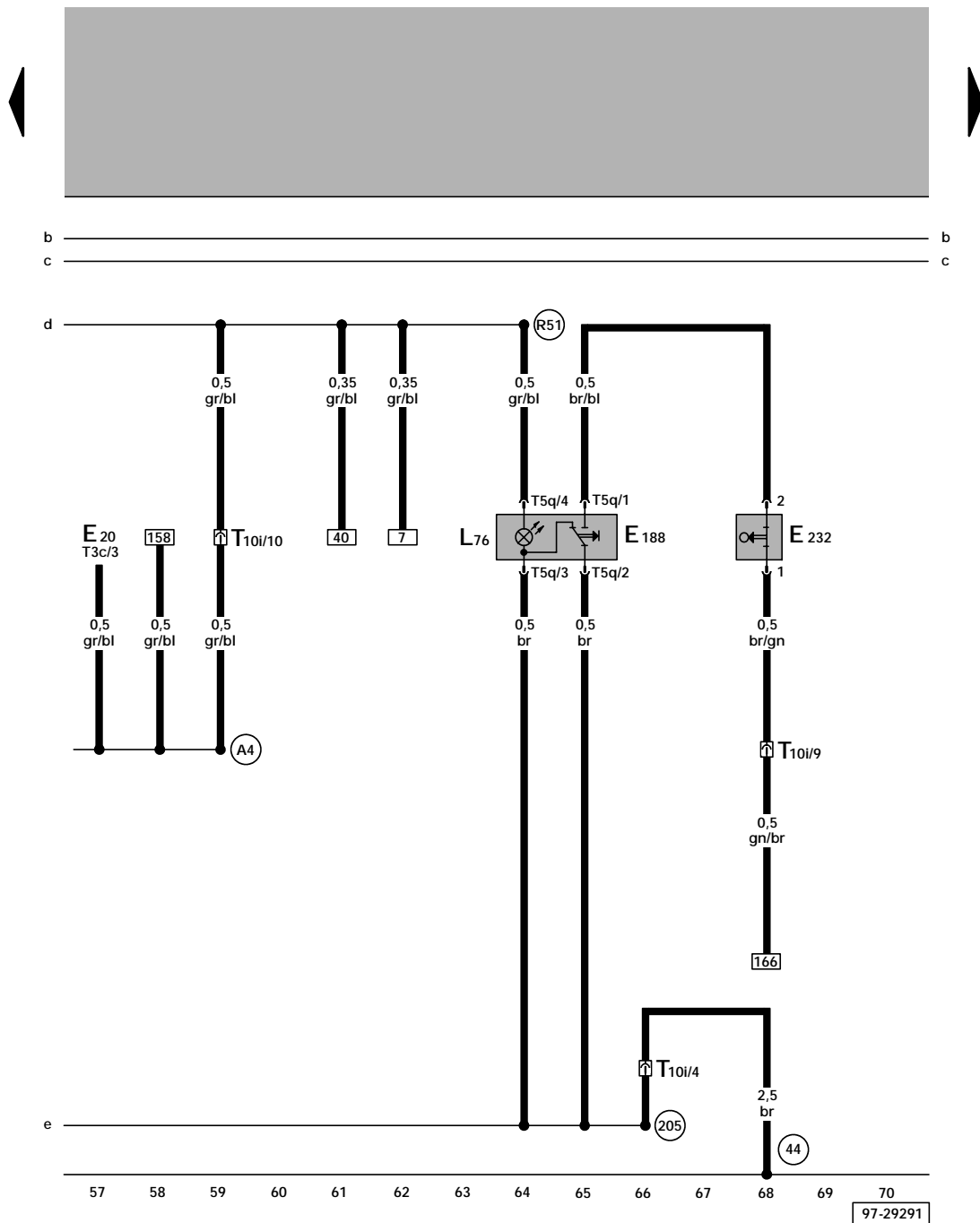
- * - Mirror fold-away function for some export countrys only
- - - Vehicles with separete heated outside mirrors only

(A20) - Wire connection (15a), in instrument panel wiring harness



- E204 - Switch for remote/fuel tank door
- J386 - Door control module, driver side
- L76 - Push Button Light
- T3 - 3-Pin Connector
- T5r - 5-Pin Connector
- T10i - 10-Pin Connector, black, connector station A-pillar, left
- T10n - 10-Pin Connector, brown, connector station A-pillar, left
- T12 - 12-Pin Connector
- T29 - 29-Pin Connector
- V17 - Driver's Side Mirror Adjustment Motor
- V149 - Motor for mirror adjustment, driver side
- V155 - Motor for fuel tank lid unlock
- Z4 - Heated outside mirror, driver side

- (205) - Ground connection, in driver's door wiring harness
- (B229) - Connection (high bus), in instrument panel wiring harness
- (B230) - Connection (low bus), in instrument panel wiring harness
- (R10) - Plus connection -1- (30a), in driver's door wiring harness
- (R51) - Connection (58b), in driver's door wiring harness

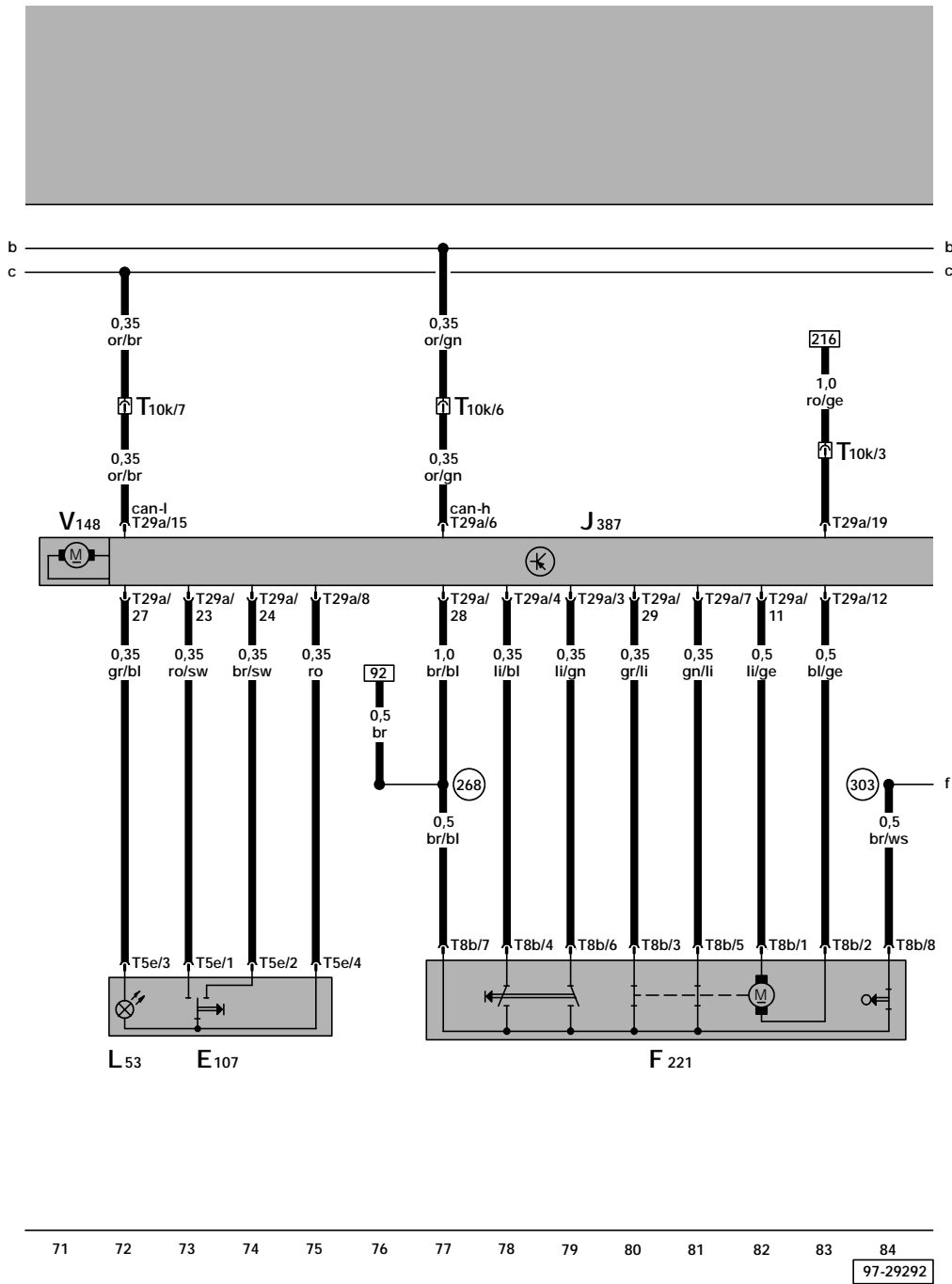


ws = white
 sw = black
 ro = red
 br = brown
 gn = green
 bl = blue
 gr = grey
 li = lilac
 ge = yellow
 or = orange

- E20 - Instrument Panel Light Dimmer Switch
- E188 - Switch for remote unlock, rear lid, driver side
- E232 - Key switch for switching off remote unlock rear lid
- L76 - Push Button Light
- T3c - 3-Pin Connector
- T5q - 5-Pin Connector
- T10i - 10-Pin Connector, black, connector station
- A-pillar, left

- (44) - Ground connection, on left A-pillar, lower part
- (205) - Ground connection, in driver's door wiring harness
- (A4) - Plus connection (58b), in instrument panel wiring harness

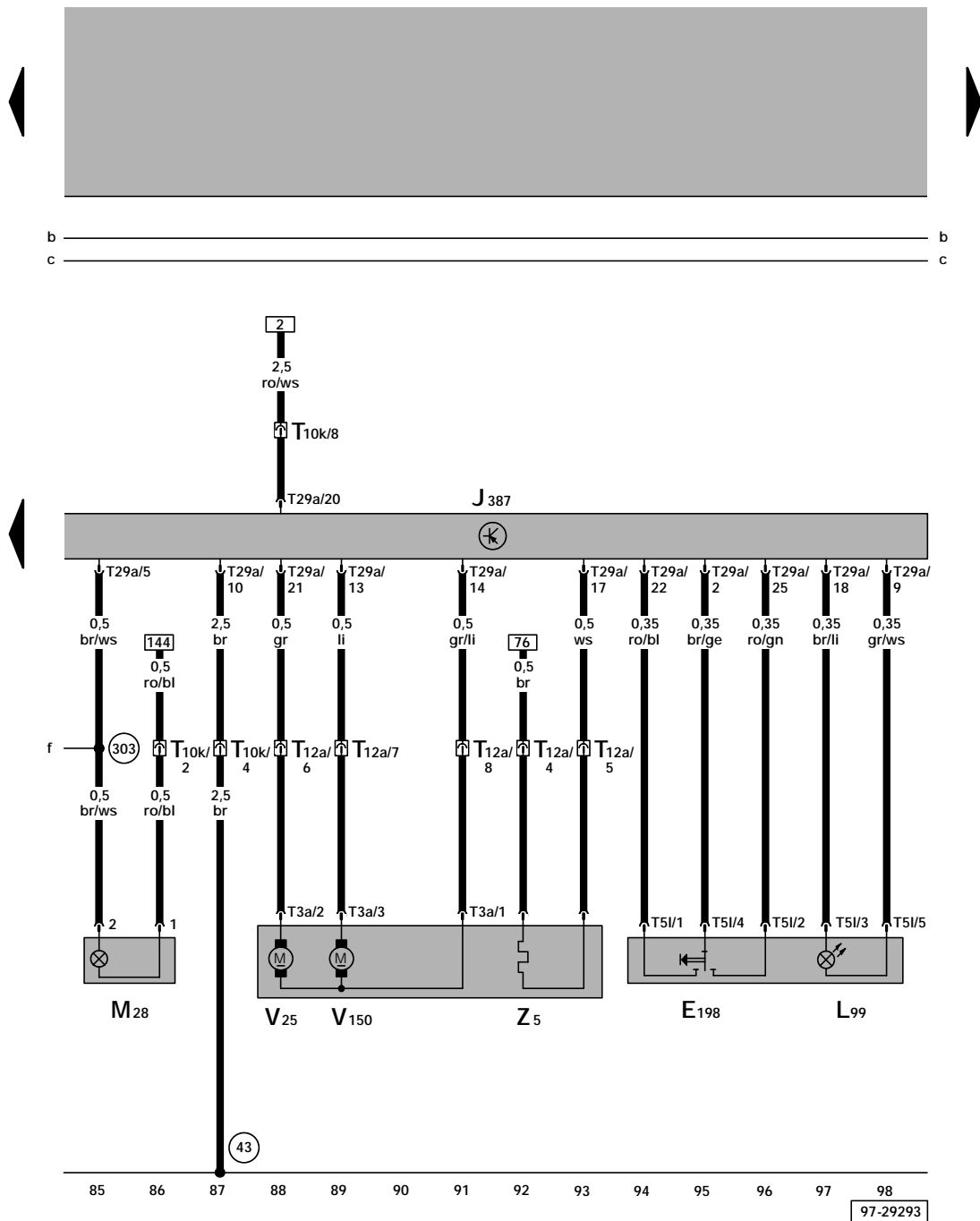
(R51) - Connection (58b), in driver's door wiring harness



ws = white
 sw = black
 ro = red
 br = brown
 gn = green
 bl = blue
 gr = grey
 li = lilac
 ge = yellow
 or = orange

- E107 - Switch for window regulator, in passenger door
- F221 - Lock unit for central locking, passenger side
- J387 - Door control module, passenger side
- L53 - Power Window Switch Light
- T5e - 5-Pin Connector
- T8b - 8-Pin Connector
- T10k - 10-Pin Connector, black, connector station A-pillar, right
- T29a - 29-Pin Connector
- V148 - Motor for window regulator, passenger side

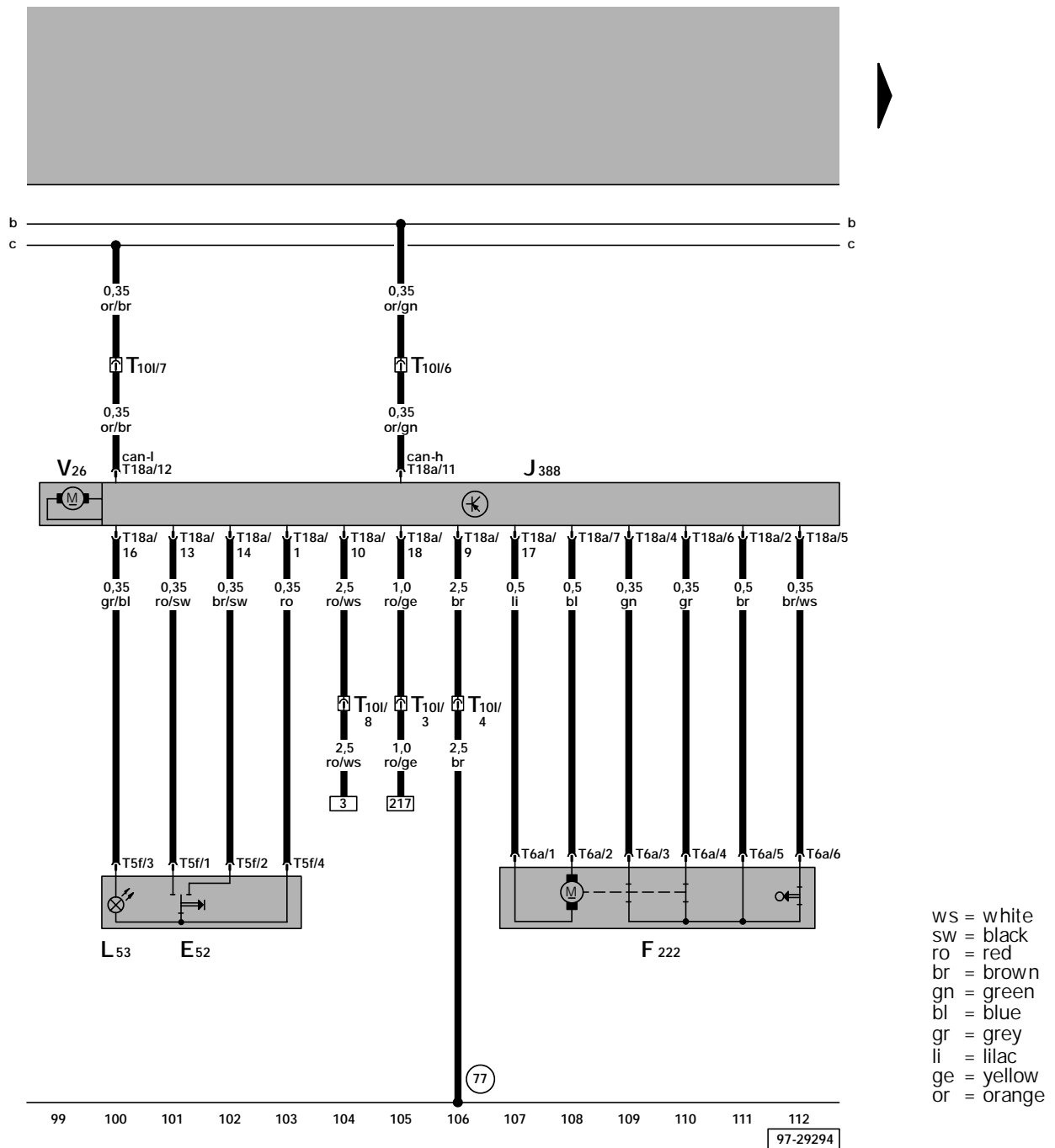
- (268) - Ground connector -2-, in wiring harness door cable - passenger side
- (303) - Ground connector -3-, in wiring harness door cable - passenger side



ws = white
 sw = black
 ro = red
 br = brown
 gn = green
 bl = blue
 gr = grey
 li = lilac
 ge = yellow
 or = orange

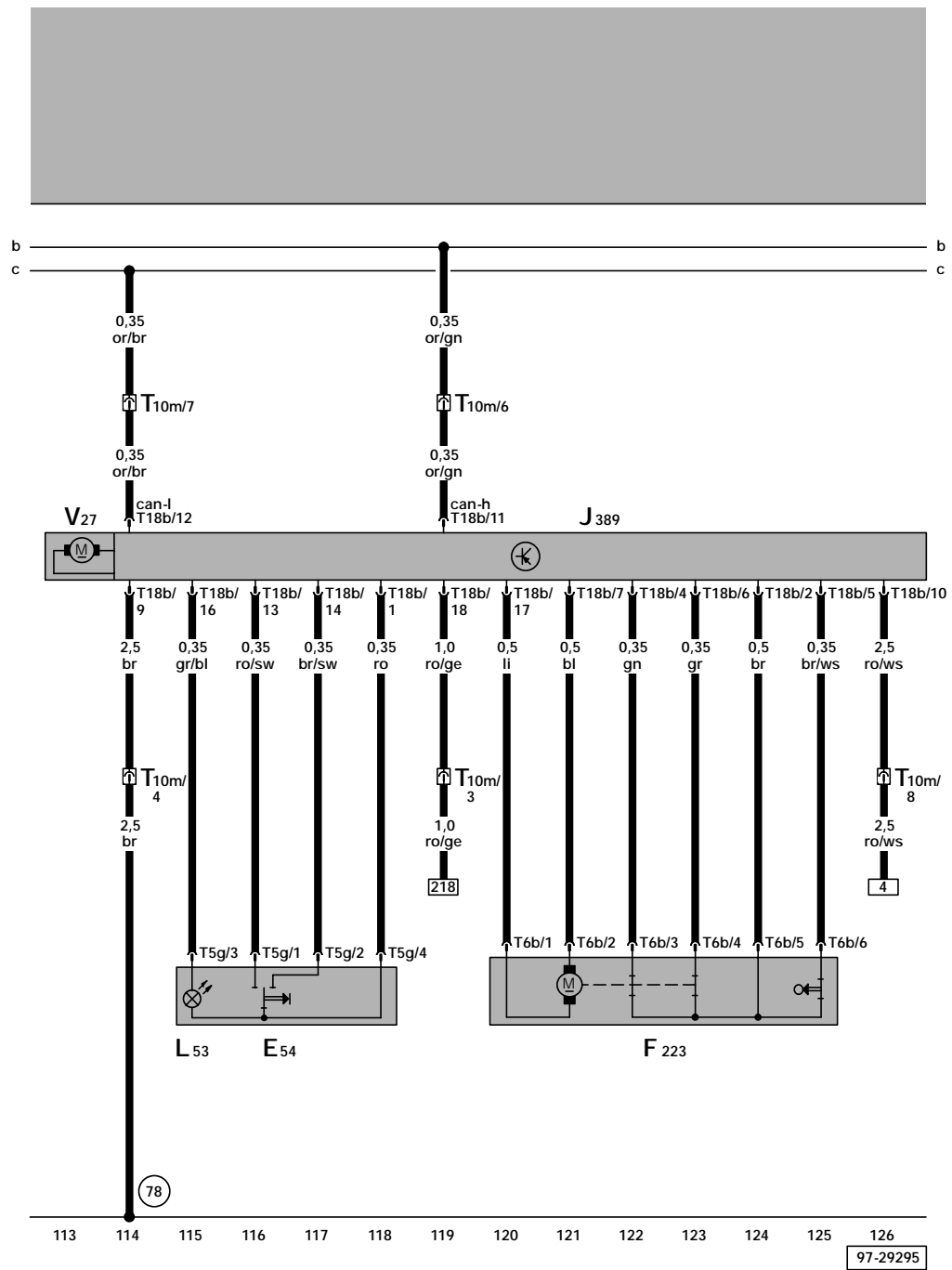
303 - Ground connector -3-, in wiring harness door cable - passenger side

- E198 - Switch for interior lock, passenger side
 - J387 - Door control module, passenger side
 - L99 - Lighting for switch interior lock
 - M28 - Right Door Warning Light
 - T3a - 3-Pin Connector
 - T5l - 5-Pin Connector
 - T10k - 10-Pin Connector, black, connector station
A-pillar, right
 - T12a - 12-Pin Connector
 - T29a - 29-Pin Connector
 - V25 - Passenger's Side Mirror Adjustment Motor
 - V150 - Motor for mirror adjustment, passenger side
 - Z5 - Heated outside mirror, passenger side
- 43 - Ground connection, on right A-pillar, lower part

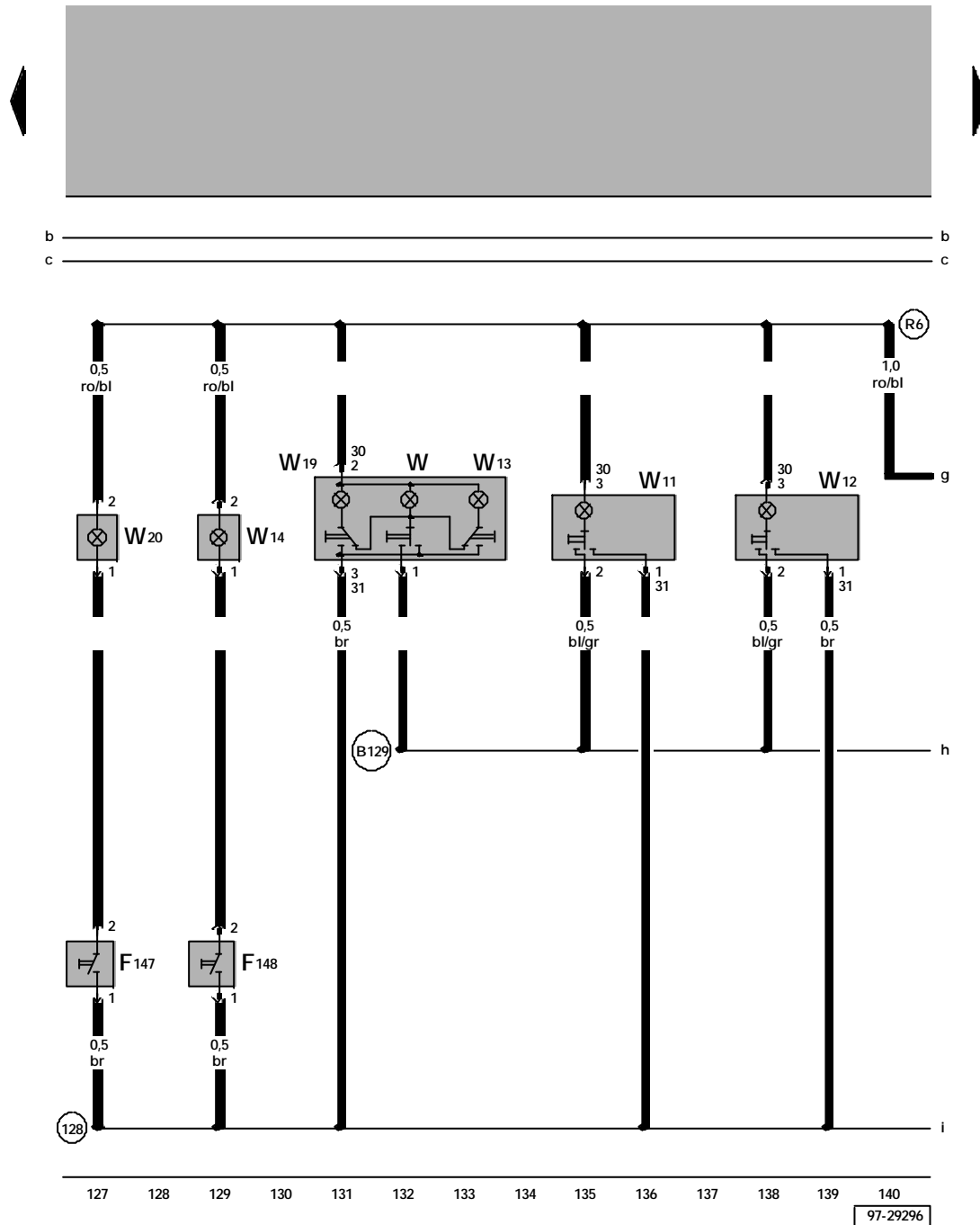


ws = white
 sw = black
 ro = red
 br = brown
 gn = green
 bl = blue
 gr = grey
 li = lilac
 ge = yellow
 or = orange

- E52 - Left Rear Window Switch, (In LR Door)
- F222 - Lock unit for central locking, rear, left
- J388 - Door control module, rear, left
- L53 - Power Window Switch Light
- T5f - 5-Pin Connector
- T6a - 6-Pin Connector
- T101 - 10-Pin Connector, black, connector station
 B-pillar, left
- T18a - 18-Pin Connector
- V26 - Motor for window regulator, rear, left
- 77 - Ground connection, on left B-pillar, lower part



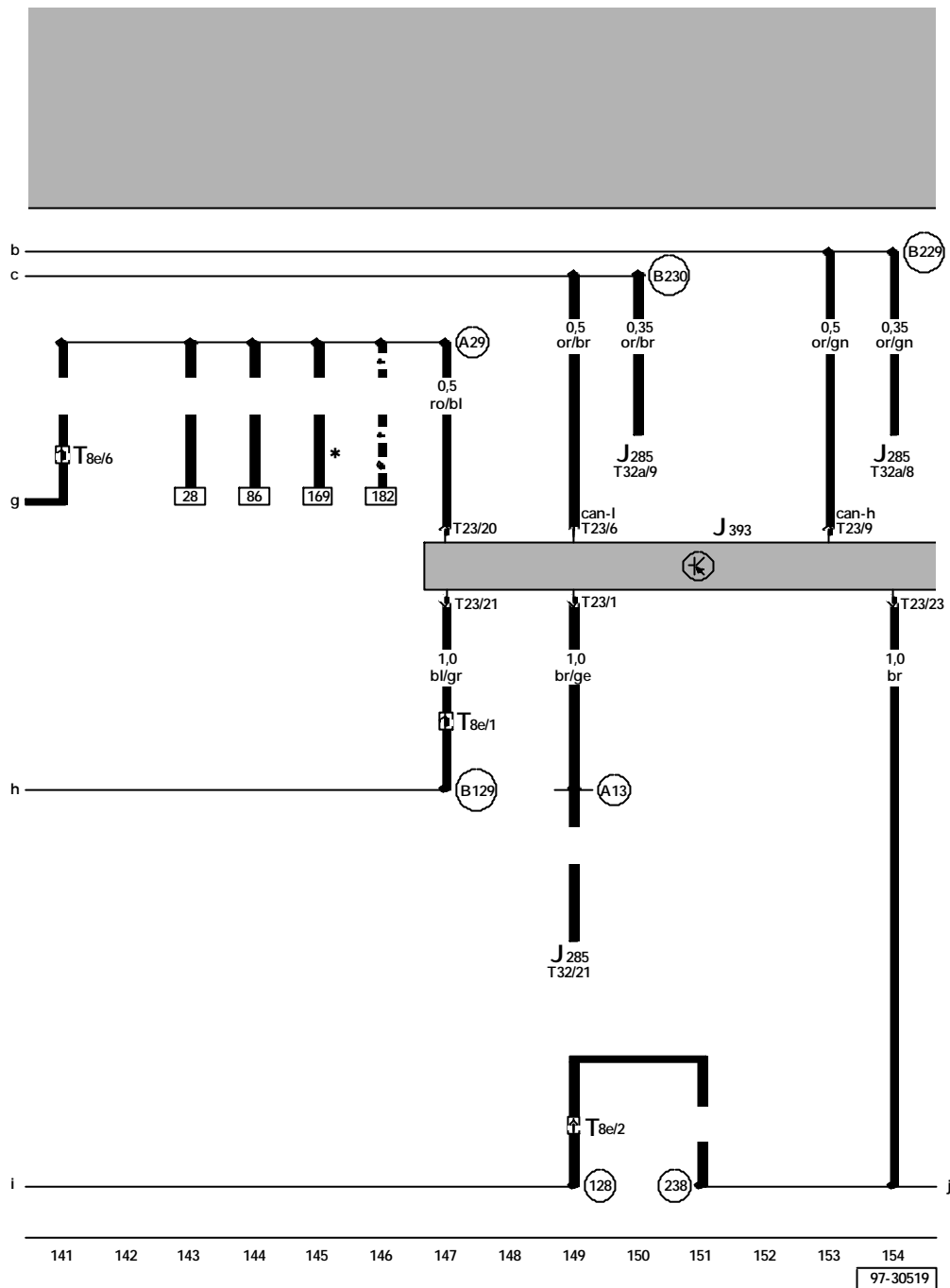
- E54 - Right Rear Window Switch, (In RR Door)
- F223 - Lock unit for central locking, rear, right
- J389 - Door control module, rear, right
- L53 - Power Window Switch Light
- T5g - 5-Pin Connector
- T6b - 6-Pin Connector
- T10m- 10-Pin Connector, black, connector station
B-pillar, right
- T18b - 18-Pin Connector
- V27 - Motor for window regulator, rear, right
- 78 - Ground connection, on right B-pillar, lower part



ws = white
 sw = black
 ro = red
 br = brown
 gn = green
 bl = blue
 gr = grey
 li = lilac
 ge = yellow
 or = orange

- F147 - Left Make-Up Mirror Light Switch
- F148 - Right Make-Up Mirror Light Switch
- W - Front Interior Light
- W11 - Left Rear Reading Light
- W12 - Right Rear Reading Light
- W13 - Right Front Map/Reading Light
- W14 - Right Make-up Mirror Light
- W19 - Left Front Reading Light
- W20 - Left Make-up Mirror Light

- 128 - Ground connection -1-, in interior light wiring harness
- B129 - Connector (interior light 3/L) in wiring harness interior
- R6 - Plus connection -1-, in interior light wiring harness



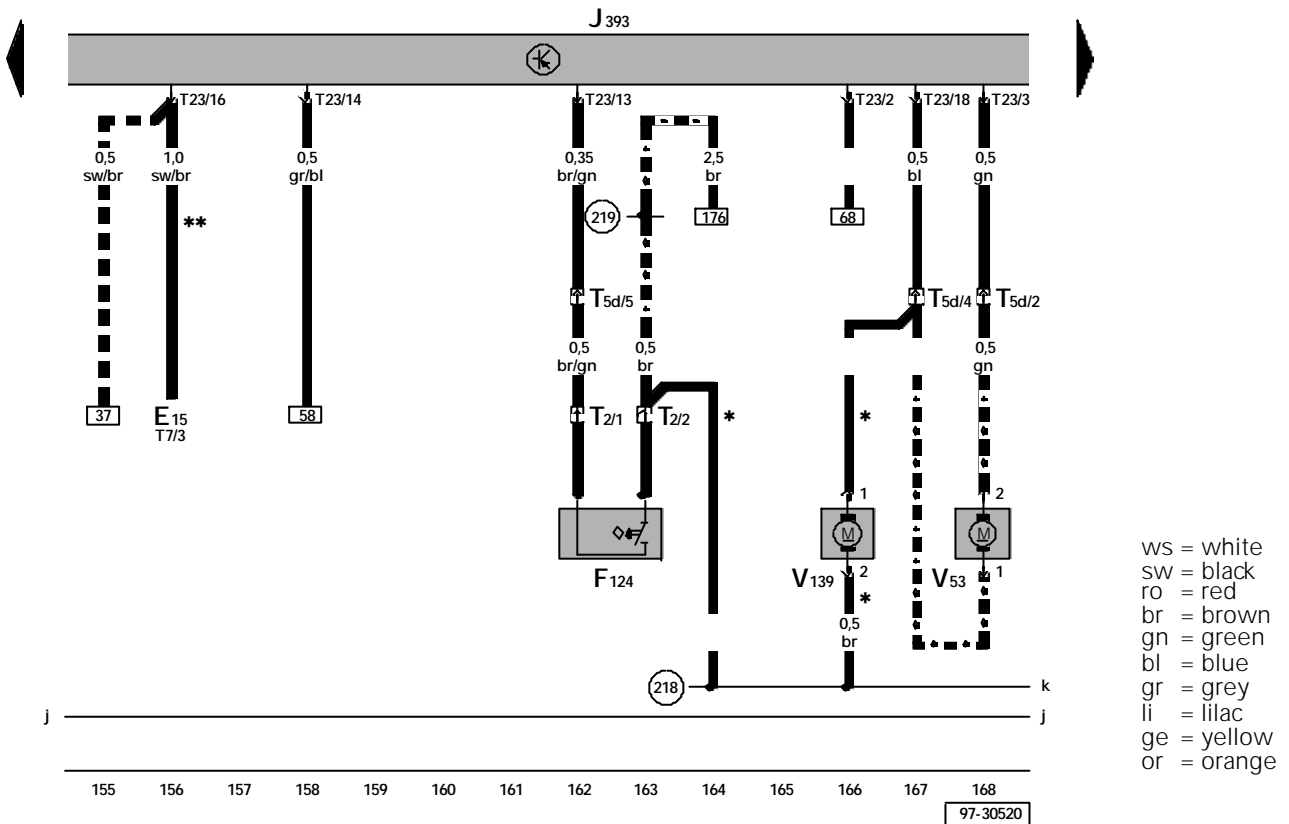

ws = white
 sw = black
 ro = red
 br = brown
 gn = green
 bl = blue
 gr = grey
 li = lilac
 ge = yellow
 or = orange

- J285 - Control module with indicator unit in instrument panel insert
- J393 - Central control module for comfort system, behind instrument panel, left
- T8e - 8-Pin Connector, behind left A-pillar trim, center
- T23 - 23-Pin Connector
- T32 - 32-Pin Connector, blue, on instrument cluster
- T32a - 32-Pin Connector, green

- (128) - Ground connection -1-, in interior light wiring harness
- (238) - Ground connection -1-, in wiring harness interior
- (A13) - Wire connection (door contact switch) in instrument panel wiring harness

- (A29) - Wire connection (interior light), in instrument panel wiring harness
- (B129) - Connector (interior light 3/L) in wiring harness interior
- (B229) - Connection (high bus), in instrument panel wiring harness
- (B230) - Connection (low bus), in instrument panel wiring harness

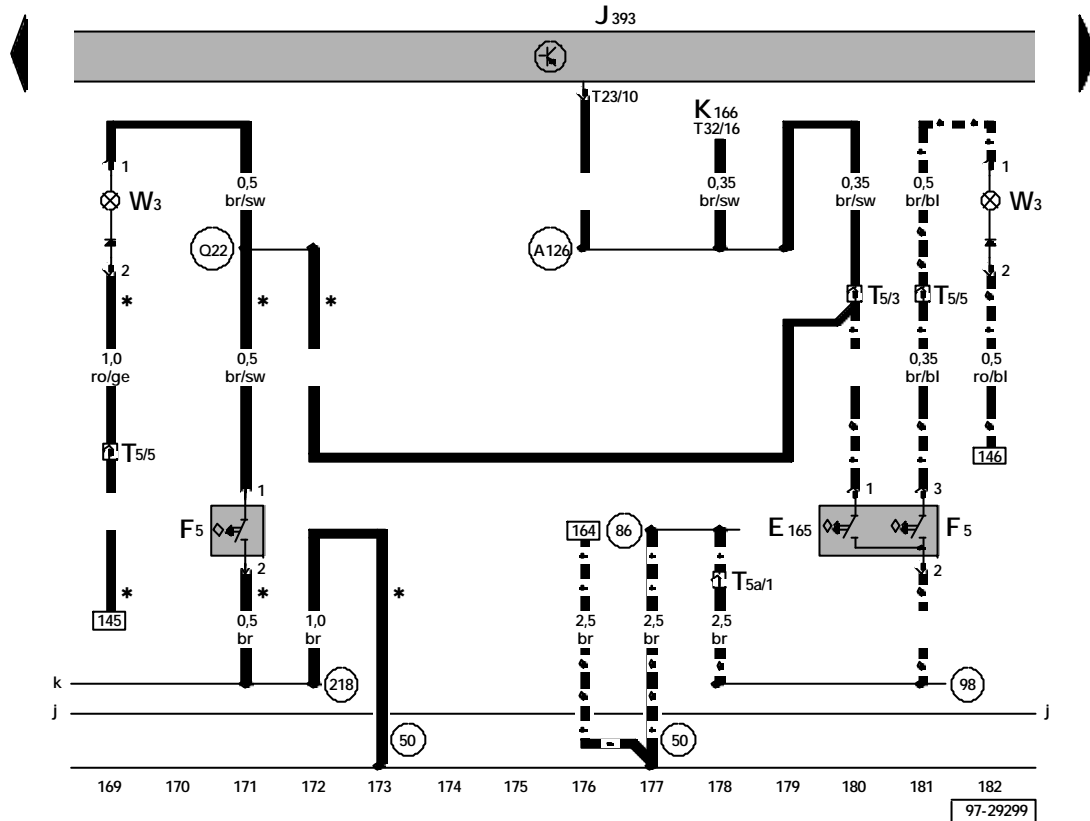
- * - Jetta only
- - Golf only



- E15 - Rear window defogger switch
- F124 - Trunk Lock Alarm/Central Locking Switch
- J393 - Central control module for comfort system, behind instrument panel, left
- T2 - Double Connector, in rear lid
- T5d - 5-Pin Connector, brown, connector station C-pillar, left
- T7 - 7-Pin Connector
- T23 - 23-Pin Connector
- V53 - Decklid Central Locking System Motor (Golf only)
- V139 - Motor to unlock rear lid*

- (219) - Ground connection -2-, in rear lid wiring harness
- * - Jetta only
- - - - Vehicles with separate heated outside mirrors only
- ** - Vehicles without separate heated outside mirrors only
- - Golf only

(218) - Ground connection -1-, in rear lid wiring harness

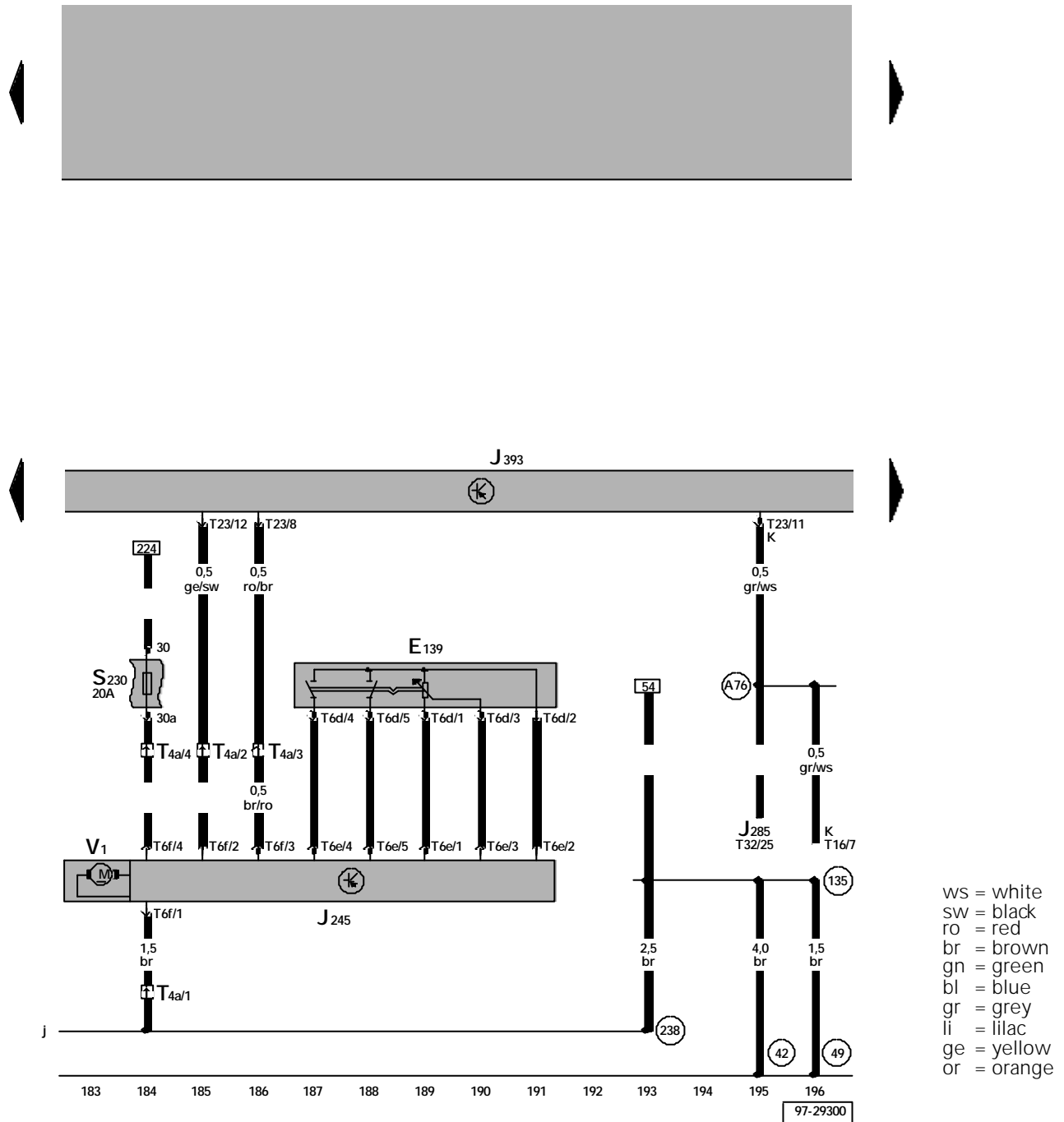


ws = white
 sw = black
 ro = red
 br = brown
 gn = green
 bl = blue
 gr = grey
 li = lilac
 ge = yellow
 or = orange

- E165 - Trunk Lid Release Switch
- F5 - Luggage Compartment Light Switch
- J393 - Central control module for comfort system, behind instrument panel, left
- K166 - Door Ajar Indicator Lamp, in instrument cluster
- T5 - 5-Pin Connector, black, connector station C-pillar, left
- T5a - 5-Pin Connector, pink, connector station C-pillar, left (Golf only)
- T23 - 23-Pin Connector
- T32 - 32-Pin Connector, blue, on Instrument cluster
- W3 - Luggage compartment Light

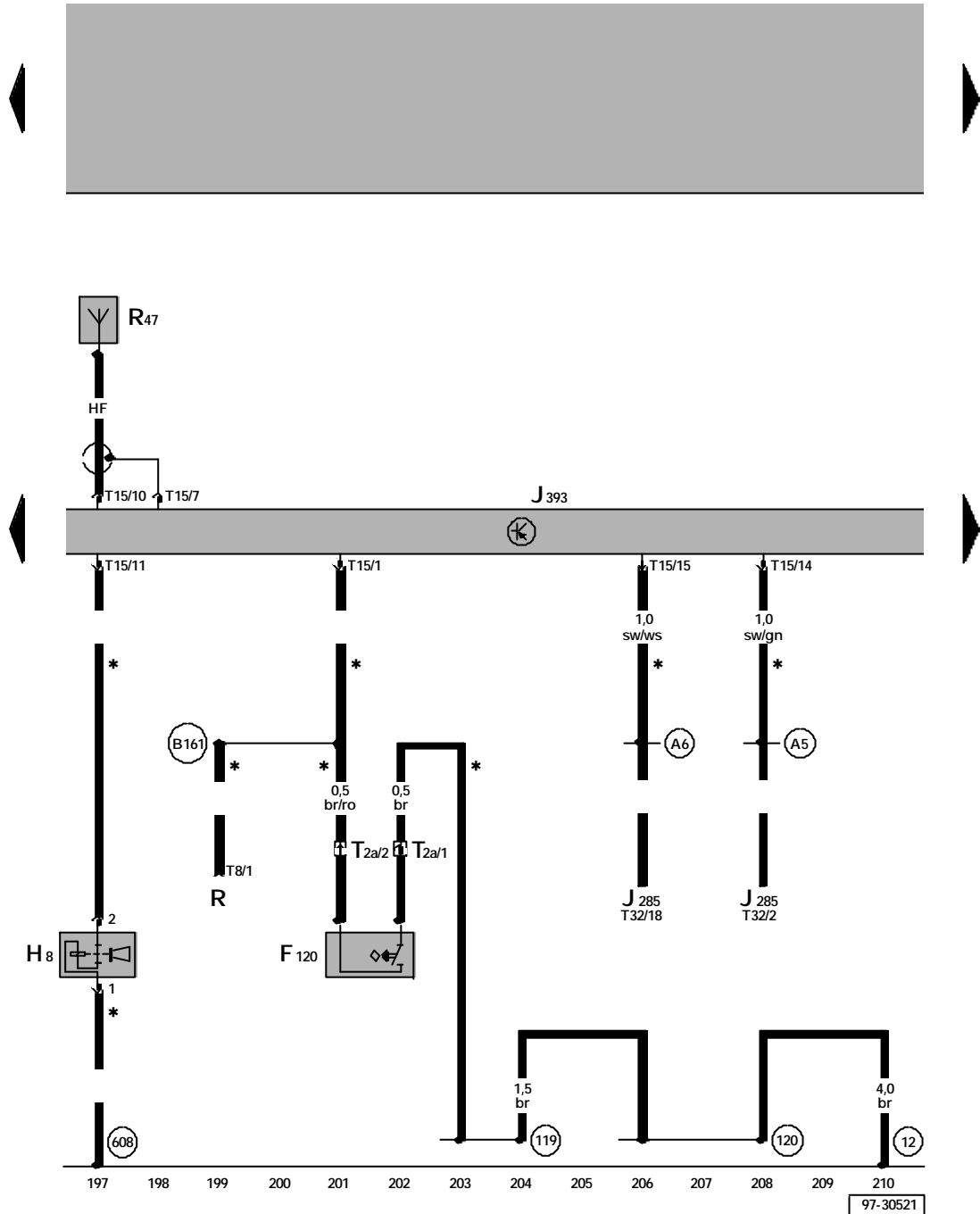
- (98) - Ground connection, in rear lid wiring harness
- (218) - Ground connection -1-, in rear lid wiring harness
- (A126) - Connection (contact switch in rear lid) in instrument panel wiring harness
- (Q22) - Wire connection -1-, in rear lid wiring harness
- * - Jetta only
- Golf only

- (50) - Ground connection, in luggage compartment, left
- (86) - Ground connection -1-, in rear wiring harness



- E139 - Sunroof Regulator
- J245 - Power Sunroof Control Module
- J285 - Control module with indicator unit in instrument panel insert
- J393 - Central control module for comfort system, behind instrument panel, left
- S230 - Fuse 30 in fuse holder
- T4a - 4-Pin Connector, behind left A-pillar trim, center
- T6d - 6-Pin Connector
- T6e - 6-Pin Connector
- T6f - 6-Pin Connector
- T16 - Data Link Connector (DLC), below instrument panel, left
- T23 - 23-Pin Connector
- T32 - 32-Pin Connector, blue, on Instrument cluster
- V1 - Sunroof Motor

- (42) - Ground connection, beside steering column
- (49) - Ground connection, on steering column
- (135) - Ground connection -2-, in instrument panel wiring harness
- (238) - Ground connection -1-, in wiring harness interior
- (A76) - Connector (K-diagnosis wire) in instrument panel wiring harness



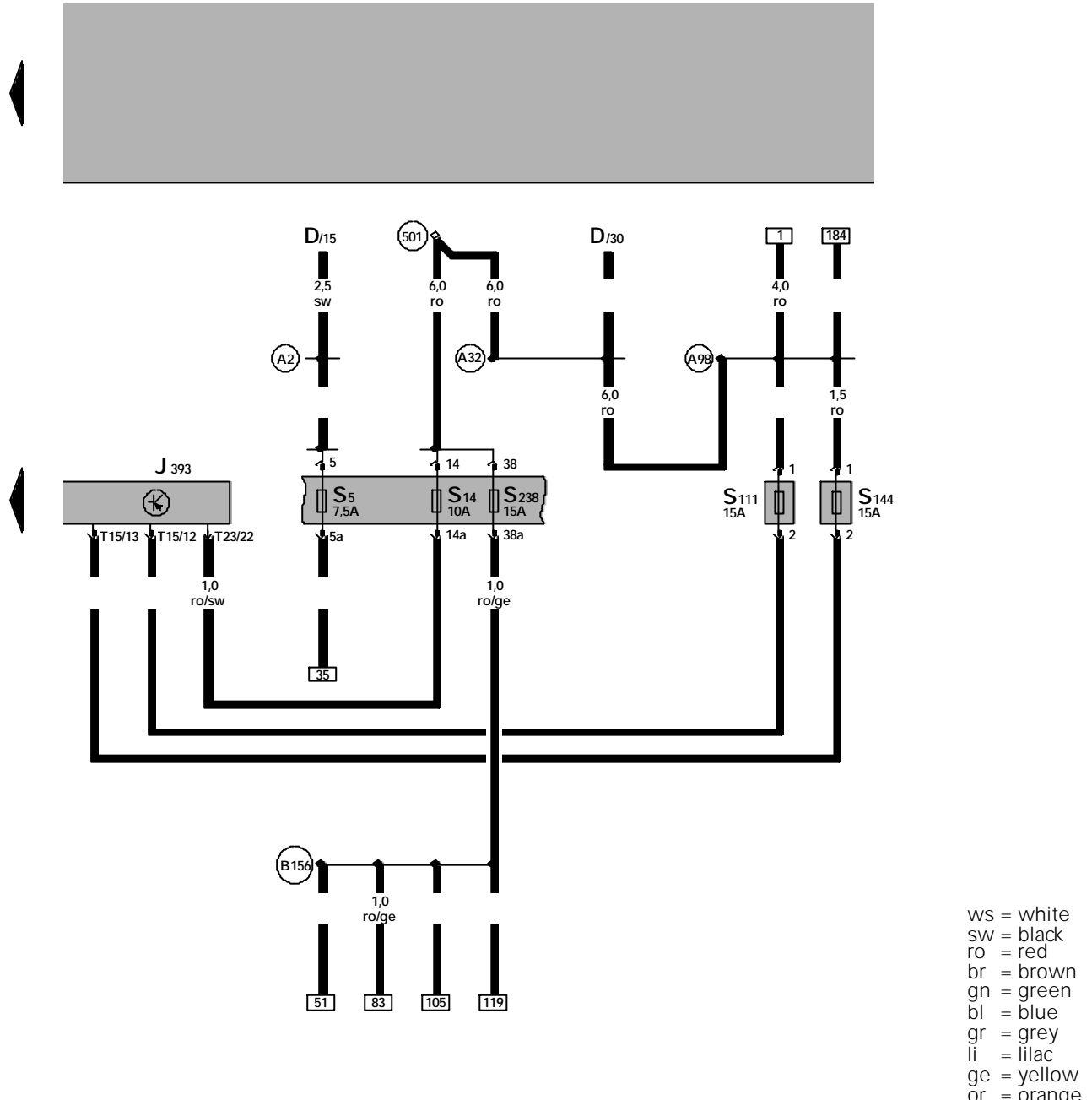
ws = white
 sw = black
 ro = red
 br = brown
 gn = green
 bl = blue
 gr = grey
 li = lilac
 ge = yellow
 or = orange

- F120 - Hood Alarm Switch*
- H8 - Alarm Horn*
- J285 - Control module with indicator unit in instrument panel insert
- J393 - Central control module for comfort system, behind instrument panel, left
- R - Radio
- R47 - Antenna wire for central locking and antitheft warning system
- T2a - Double Connector, near headlight, right
- T8 - 8-Pin Connector, on radio
- T15 - 15-Pin Connector*
- T32 - 32-Pin Connector, blue, on instrument cluster

- (119) - Ground connection -1-, in headlight wiring harness
- (120) - Ground connection -2-, in headlight wiring harness
- (608) - Ground connection (in center plenum chamber)
- (A5) - Plus connection (right turn signal), in instrument panel wiring harness
- (A6) - Plus connection (left turn signal), in instrument panel wiring harness
- (B161) - Connector (anti-theft warning system), in wiring harness interior

(12) - Ground connection, in engine compartment, left

* - Vehicles with anti-theft warning system only



ws = white
 sw = black
 ro = red
 br = brown
 gn = green
 bl = blue
 gr = grey
 li = lilac
 ge = yellow
 or = orange

211 212 213 214 215 216 217 218 219 220 221 222 223 224
 97-30522

- D - Ignition/Starter Switch
- J393 - Central control module for comfort system, behind instrument panel, left
- S5 - Fuse 5 in fuse holder
- S14 - Fuse 14 in fuse holder
- S111 - Alarm System and Anti-Theft Fuse, above the thirteenfold auxiliary relay panel*
- S144 - Fuse for central locking/anti-theft warning system, above the thirteenfold auxiliary relay panel*
- S238 - Fuse 38 in fuse holder
- T15 - 15-Pin Connector*
- T23 - 23-Pin Connector

- (A2) - Plus connection (15), in instrument panel wiring harness
- (A32) - Plus connection (30), in instrument panel wiring harness
- (A98) - Plus connector -4- (30), in instrument panel wiring harness
- (B156) - Plus connector (30a), in wiring harness interior

* - Vehicles with anti-theft warning system only

(501) - Threaded connection -2- (30) on the relay plate