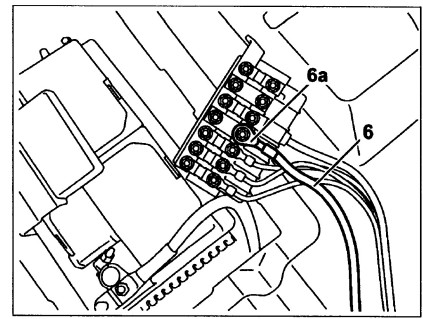


18 Model 906.1/6/7 except code E28 (Additional battery for retrofit consumers)
Route tml. 30 line (6) and connect cable lug (6a) to prefuse box at connection 4.

19 Model 906.1/6/7 except code E28 (Additional battery for retrofit consumers)
Install 80 A fuse at prefuse box at connection 4.

If connection 4 on the prefuse box was not yet being used.



D31.19-1195-01

20 Remove fuse block 4 (9 fuses) (F55/4).

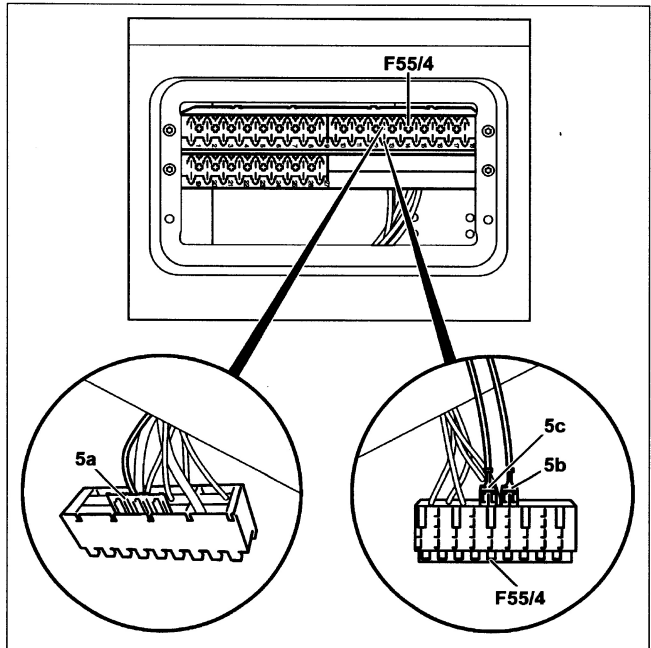
21 Connect tml. 30 cable bridge (5a) to fuse block 4 (9 fuses) (F55/4) such that slots 14 and 15 are supplied with voltage.

22 Connect tml. 30 plug contact (5b) (red/black line) to slot 15.

23 Connect tml. 30 plug contact (5c) (red/yellow line) to slot 14.

24 Insert fuse block 4 (9 fuses) (F55/4).

25 Insert a 20 A fuse into slot 14 and a 25 A fuse into slot 15.



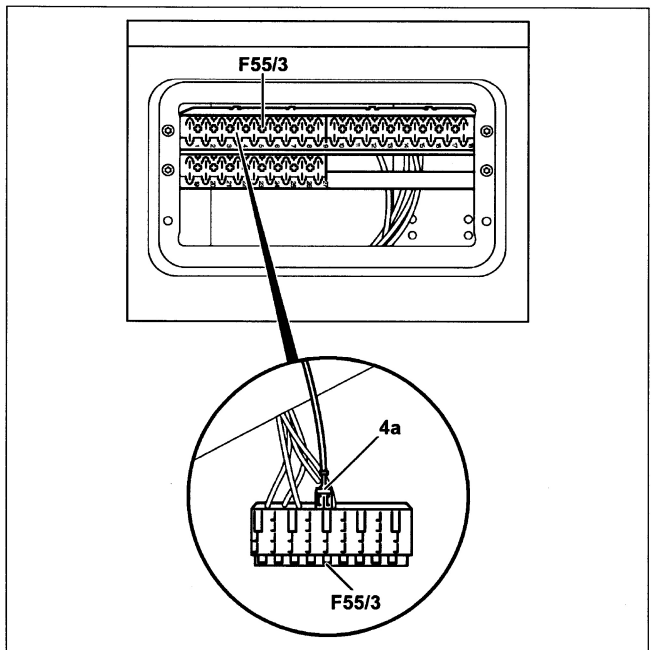
D31.19-1197-12

26 Remove fuse block 3 (9 fuses) (F55/3).

27 Connect tml. 15 plug contact (4a) (black/yellow line) to slot 4.

28 Insert fuse block 3 (9 fuses) (F55/3).

29 Insert a 7.5 A fuse into slot 4.



D31.19-1192-12