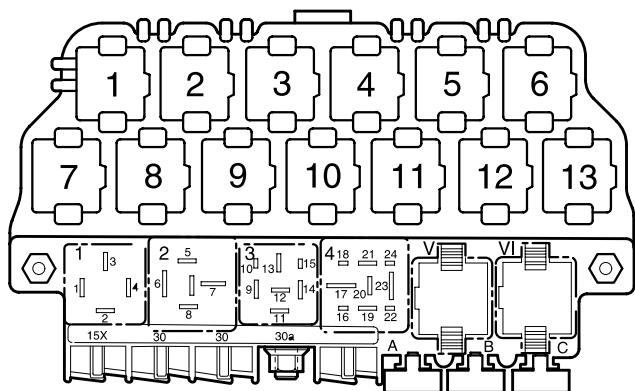


Anti-locking brake system (ABS), Anti-locking brake system (ABS) with electronic differential lock (EDL), and traction control system (TCS),

from May 1999

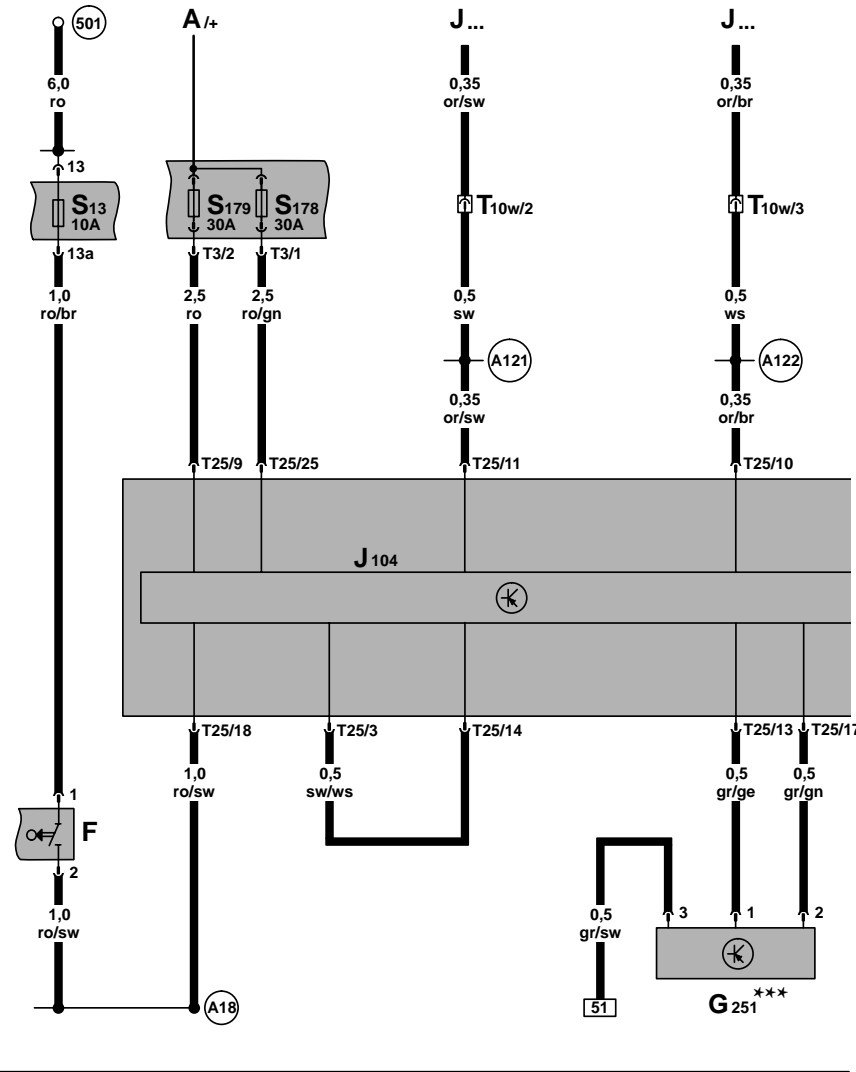
For alternatives to relay and fuse positions as well as multi-pin connector wiring - see "Fitting locations" section.



97-14163

Fuse colours

- 30 A - green
- 25 A - white
- 20 A - yellow
- 15 A - blue
- 10 A - red
- 7.5 A - brown
- 5 A - beige
- 3 A - lilac



Control unit for ABS with EDL, brake light switch, sender for longitudinal acceleration

- A - Battery
- F - Brake light switch
- G251 - Longitudinal acceleration sender, on the right A-pillar***
- J104 - ABS with EDL control unit, left in engine compartment
- J... - Engine control unit
- S13 - Fuse in relay plate fuse box
- S178 - Fuse -6- (30), in battery fuse holder
- S179 - Fuse -7- (30), in battery fuse holder
- T3 - 3-pin connector
- T10w- 10-pin connector, white, in protective housing for connectors, left in plenum chamber
- T25 - 25-pin connector

- (501) - Screw connection -2- (30), on relay plate
- (A18) - Connection (54), in dash panel wiring harness
- (A121) - Connection (high bus), in dash panel wiring harness
- (A122) - Connection (low bus), in dash panel wiring harness

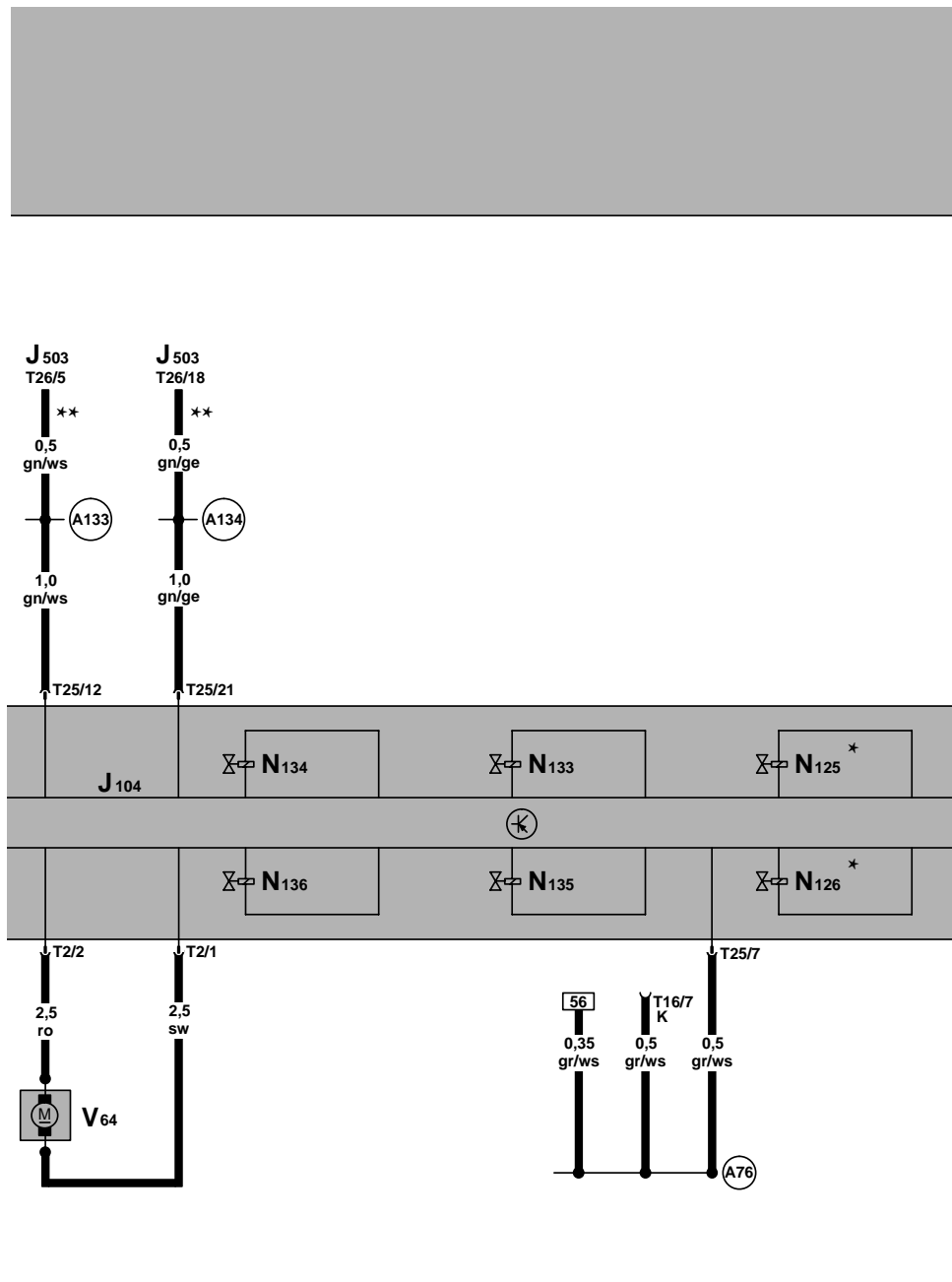
*** - For vehicles with four-wheel drive only



- ws = white
- sw = black
- ro = red
- br = brown
- gn = green
- bl = blue
- gr = grey
- li = lilac
- ge = yellow
- or = orange

Control unit for ABS with EDL, ABS hydraulic pump

- J104 - ABS with EDL control unit, left in engine compartment
 - J503 - Control unit with display for radio and navigation**
 - N125 - Differential lock valve 1*
 - N126 - Differential lock valve 2*
 - N133 - ABS inlet valve, rear right
 - N134 - ABS inlet valve, rear left
 - N135 - ABS outlet valve, rear right
 - N136 - ABS outlet valve, rear left
 - T2 - 2-pin connector
 - T16 - 16-pin connector, in centre of dash panel, self-diagnosis connection
 - T25 - 25-pin connector
 - T26 - 26-pin connector, on control unit for navigation with CD changer**
 - V64 - ABS hydraulic pump
- (A76) - Connection (diagnosis wire K), in dash panel wiring harness
 - (A133) - Connection (ABS impulse left), in dash panel wiring harness
 - (A134) - Connection (ABS impulse right), in dash panel wiring harness
- * - For vehicles with EDS/ASR only
 - ** - For vehicles with navigation system only



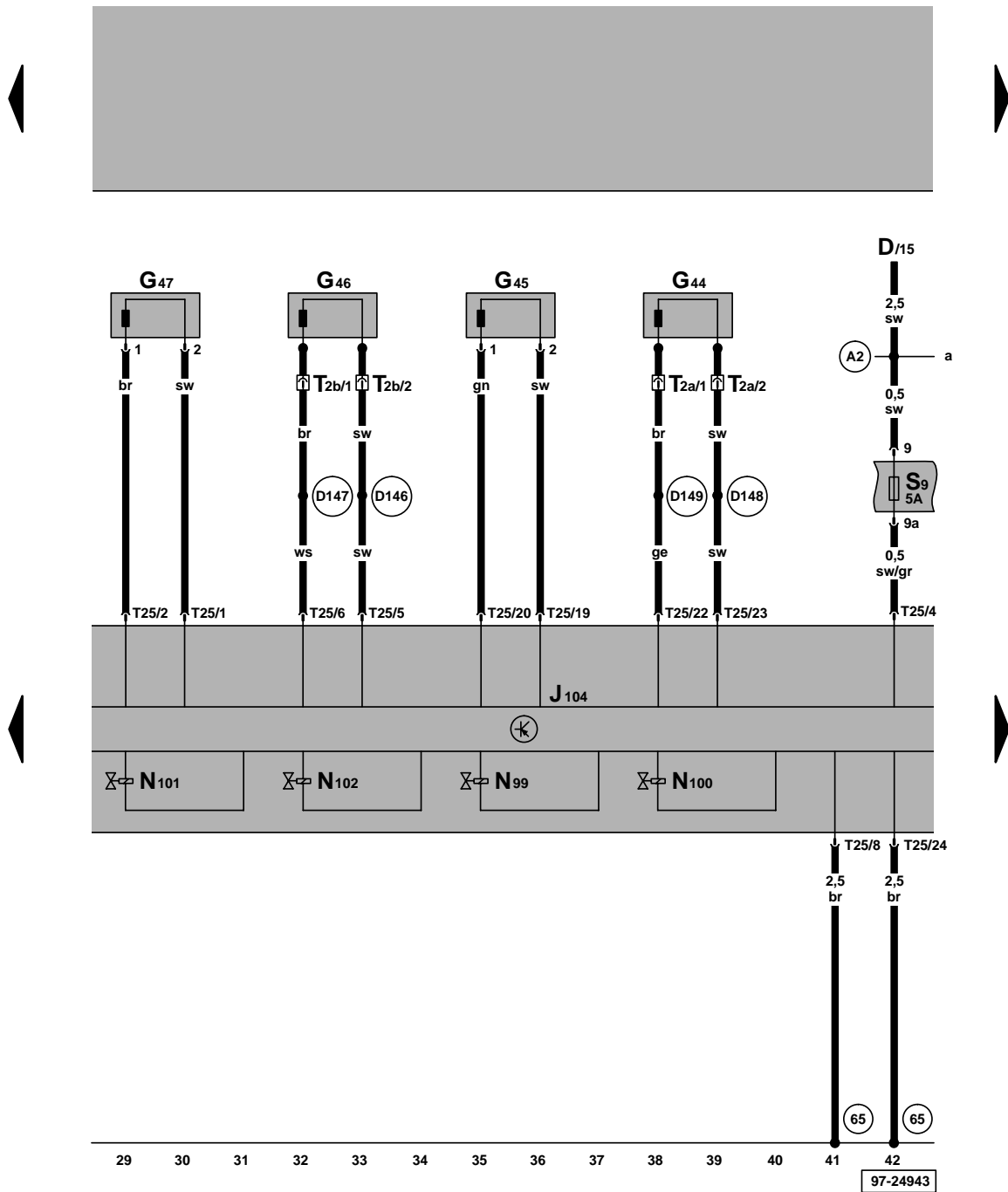
ws = white
 sw = black
 ro = red
 br = brown
 gn = green
 bl = blue
 gr = grey
 li = lilac
 ge = yellow

15 16 17 18 19 20 21 22 23 24 25 26 27 28

97-24942

Control unit for ABS with EDL, speed sensors

- D - Ignition/starter switch
 - G44 - Rear right speed sensor
 - G45 - Front right speed sensor
 - G46 - Rear left speed sensor
 - G47 - Front left speed sensor
 - J104 - ABS with EDL control unit, left in engine compartment
 - N99 - ABS inlet valve, front right
 - N100 - ABS outlet valve, front right
 - N101 - ABS inlet valve, front left
 - N102 - ABS outlet valve, front left
 - S9 - Fuse in relay plate fuse box
 - T2a - 2-pin connector, near rear right speed sensor
 - T2b - 2-pin connector, near rear left speed sensor
 - T25 - 25-pin connector
- (65) - Earth point, longitudinal member left, front
 - (A2) - Positive (+) connection (15), in dash panel wiring harness
 - (D146) - Connection (rear left speed sensor +), in engine compartment wiring harness
 - (D147) - Connection (rear left speed sensor -), in engine compartment wiring harness
 - (D148) - Connection (rear right speed sensor +), in engine compartment wiring harness
 - (D149) - Connection (rear right speed sensor -), in engine compartment wiring harness



ws = white
 sw = black
 ro = red
 br = brown
 gn = green
 bl = blue
 gr = grey
 li = lilac
 ge = yellow

Control unit for ABS with EDL, switch for traction control system, ABS warning lamp, brake system warning lamp, TSC warning lamp

- E20 – Switches and instruments - lighting control
- E132 – Traction control system switch*
- J104 – ABS with EDL control unit, left in engine compartment
- J285 – Control unit with display in dash panel insert
- K47 – ABS warning lamp
- K118 – Brake system warning lamp
- K155 – Stability program warning lamp*
- L71 – Traction control switch illumination*
- T6 – 6-pin connector*
- T6c – 6-pin connector
- T25 – 25-pin connector
- T32 – 32-pin connector, blue
- T32a – 32-pin connector, green

- (42) – Earth point, next to steering column
- (81) – Earth connection -1-, in dash panel wiring harness
- (135) – Earth connection -2-, in dash panel wiring harness
- A2 – Positive (+) connection (15), in dash panel wiring harness
- A4 – Positive (+) connection (58b), in dash panel wiring harness
- A132 – Connection (TCS), in dash panel wiring harness
- * – For vehicles fitted with TCS only
- *** – For vehicles with four-wheel drive only

ws = white
 sw = black
 ro = red
 br = brown
 gn = green
 bl = blue
 gr = grey
 li = lilac
 ge = yellow

